

RABIES BULLETIN EUROPE

Volume 27

No 1

Quarter 1

2003

CONTENTS

	Page
1 Editorial	3
2 Summary of Rabies Cases in Europe/ Amendments to previous issues	4
3 Miscellaneous Articles	5
3.1 Recognition Dr. W.W. Müller and Dr. J. H. Cox	5
3.2 European interlaboratory F.A.T. comparison test 2001	7
3.3 New Lyssavirus Genotype from the Lesser Mouse-eared Bat (<i>Myotis blythi</i>), Kyrgyzstan	12
4 Description of Rabies Cases in Europe	13
4.1 Country Summaries of Rabies Cases, 1 st Quarter 2003	13
4.2 Rabies Cases per Country and Administrative Units, 1 st Quarter 2003	14
4.3 Trend Tables	22
4.3.1 Comparison of the 1 st Quarter 2003 with the 4 th Quarter 2002	22
4.3.2 Comparison of the 1 st Quarter 2003 with the 1 st Quarter 2002	23
5 List of Contributors	24
Annex Map of Rabies Cases in Europe, 1 st Quarter 2003	

Editors: Dr. Carsten J Pöttsch (*Editor in chief*)
Dr. Thomas Müller
Dr. Matthias Kramer

Technical Support: Anke Kliemt

Contact: WHO Collaborating Centre for Rabies Surveillance and Research
Institute of Epidemiology
Fed. Res. Centre for Virus Diseases of Animals
Seestr. 55, D-16868 Wusterhausen, Germany
phone: ..49 (0) 33979 80158
fax: ..49 (0) 33979 80200
email: who-rabies@wus.bfav.de

Print: Graphische Betriebe Köhler
Vor dem Kreuzberg 25, 72070 Tübingen, Germany
phone: ..49 (0) 7071 98 98 66
fax: ..49 (0) 7071 98 98 678
email: info@koehlerdruck.de
www.koehlerdruck.de

ISSN 0257-8506

The Rabies Bulletin Europe is also available online: www.who-rabies-bulletin.org

Acknowledgements

The Rabies Bulletin Europe is sponsored by the:

World Health Organization, Geneva
International Office of Epizootics, Paris

Gratefully acknowledged is the financial support of the WHO Collaborating Centre by the

Bundesministerium für Gesundheit, Bonn, Germany

1. EDITORIAL

In this issue, we present the rabies situation in Europe. We also have introduced a few changes in the way the data are presented to make the interpretation of the European rabies data clearer.

With regard to the importance of bat rabies, from this issue on you will no longer find European Bat Lyssavirus (EBL) infections in bats under "wildlife". Instead, they will be listed in a separate category "bats". EBL infections in other animal species and in humans will be marked accordingly.

In the last issue of each year, you will find data on the number of animals tested for each country and on the bat species diagnosed with rabies.

The Rabies Bulletin Europe now is structured more clearly by means of tables. Nevertheless, the table "Summary of Rabies Cases in Europe" also provides room for details on specific rabies cases and on the situation in individual countries. Following this table you will find the section "Amendments to previous issues". If required, in this section data and modifications to data from previous quarters reported after publication of the previous issue will be listed.

This issue also contains an appreciation of the work of Dr. Müller, former editor of the Rabies Bulletin Europe, and of his colleague Dr. Cox in recognition of their life's work on rabies.

Another paper by J. Barrat reports the results of the European interlaboratory F.A.T.-comparison test 2001.

In the third article, Y.T. Arai *et al.* propose a new genotype for the Lyssavirus genus, the Aravan virus. The findings presented in this paper have important implications for the epidemiology and diagnostics of bat rabies and for public health with respect to this disease. The abstract is a reprint of a paper recently published in Emerging Infectious Diseases.

Carsten J. Pötzsch

2. SUMMARY OF RABIES CASES IN EUROPE

RABIES CASES		1st QUARTER 2003			01.01.03 -31.03.03		
Name	Code	Total	Wildlife	Domestic animals	Bats	Human	Remarks
ALBANIA	ALB	2	2	0	0	0	
AUSTRIA	AUT	0					no cases
BELARUS	BLR	380	290	90	0	0	
BELGIUM	BEL	0					rabies free
BOSNIA AND HERCEGOVINA	BIH	31	26	5	0	0	
BULGARIA	BUL	6	5	1	0	0	
CROATIA	HRV	254	245	9	0	0	
CYPRUS	CYP	0					rabies free
CZECH REPUBLIC	CZH	0					no cases
DENMARK	DNK	0					no cases
ESTONIA	EST	238	213	25	0	0	
FED. REP. OF YUGOSLAVIA	YUG	77	64	13	0	0	
FINLAND	FIN	0					rabies free
FRANCE	FRA	1	0	0	1	0	
GERMANY	DEU	8	8	0	0	0	
GREECE	GRC	0					rabies free
HUNGARY	HUN	64	47	17	0	0	
ICELAND	ISL	0					rabies free
IRELAND	IRE	0					rabies free
ITALY	ITA	0					rabies free
LATVIA	LVA	221	198	23	0	0	
LITHUANIA	LTU	235	190	45	0	0	
LUXEMBOURG	LUX	0					rabies free
MACEDONIA	MKD						no data
MOLDOVA	MDA	9	5	4	0	0	
NETHERLANDS	NED	1	0	0	1	0	
NORWAY	NOR	0					rabies free
POLAND	POL	167	149	18	0	0	
PORTUGAL	PRT	0					rabies free
ROMANIA	ROU	13	9	4	0	0	
RUSSIAN FEDERATION	RUS	1130	622	508	0	0	
SLOVAK REPUBLIC	SVK	130	110	20	0	0	
SLOVENIA	SVN	2	2	0	0	0	
SPAIN	ESP	0					no cases
SWEDEN	SWE	0					rabies free
SWITZERLAND + LIEC.	CHE	0					no cases
TURKEY	TUR	40	6	34	0	0	
UKRAINE	UKR	621	322	297	0	2	see "Amendments ..."
UNITED KINGDOM	UNK	0					no cases
total		3630	2513	1113	2	2	

Wildlife: excluding bats

Remarks: rabies free: no indigenous case reported for at least two years (rabies free according to WHO definition)

Amendments to previous issues:


1. The human rabies case in Ukraine (Luganskaja o.) in the 4th quarter 2002 was of the bat rabies type
2. Another human case occurred in Nikolayevskaja o./Ukraine in the 2nd quarter 2002

3. MISCELLANEOUS ARTICLES

3.1 Recognition Dr. W.W. Müller and Dr. J. H. Cox

At the end of March this year two scientists, Dr. James H. (Jim) Cox and Dr. Winfried Müller, retired at the Institute of Immunology, Federal Research Centre of Virus Diseases of Animals in Tuebingen.

The names of these colleagues are closely related with important achievements in rabies virus research and with the success story of rabies control.



Jim Cox was born in Shreveport, Louisiana, USA and held a Bachelor of Science degree when he decided to continue his scientific career in Germany where he developed new roots in Tübingen. After interplays at the University of Tübingen and the Max-Planck-Institute for Viral Research he joined the rabies group at the Federal Research Center in Tübingen, where

rabies virus research had been established in the 1960's by Dr. Lothar Schneider. Jim Cox started his work just in time to significantly contribute to further work on the analysis of the viral proteins, the establishment of serological tests for characterizing the various rabies virus strains and the introduction of tissue culture

methods to replace time-consuming animal experiments. His wealth of experimental knowledge, his intense concentration on particular problems to be solved and his calm way made him an essential member of this lively research team.

The principle goal in the 1980's was the oral immunization of foxes against rabies in which Jim Cox played a decisive role. A further aspect of research at that time was the production and testing of monoclonal antibodies against various rabies virus components. This was a powerful tool for the diagnosis and characterization of rabies virus stains and played an essential role in establishing the safety of the SAD B19 vaccine strain.

In 1983 an experienced veterinary

researcher joined the rabies working group in Tuebingen, then still led by Lothar Schneider. The long-haired Winfried Müller, born in the Harz area in northern Germany, was a wide-traveled professional. After having received his doctoral degree, he soon specialized in tropical veterinary medicine consequently resulting in a fifteen year period of work in Kenya, Jordan, Botswana, Iraq and Burma.

The first German field trials aiming at the elimination of rabies virus were initiated in 1983 using the Tübingen SAD B19 modification of the Swiss SAD Berne strain. The oral immunization of foxes has been an overwhelming success throughout western Europe and it is realistic to prophesy the elimination of European wild-life rabies in the near future.

From 1983 on until the disbandment of the rabies group in 2003 due to their retirement, Jim Cox and Winfried Müller worked closely together for exactly 20 years. From the outside they appeared as “rabies siblings” although definitely not “Siamese twins”. They perfectly divided their fields of expertise; Jim Cox working in the laboratory and Winfried Müller being responsible for the establishment and maintenance of the Rabies Bulletin Europe. However, exactly knowing what was going on in the neighbors turf, it was inevitable that they even chose to share the same office.

This is not the stage to mention all achievements of rabies virus research in Tübingen since the installment of this group – literature perfectly reflects this. However, one highlight of the research by Jim Cox should be pointed out revealing an amazing and unexpected finding. Examining serum samples from spotted hyenas of the

Serengeti National Park in Tanzania, more than one third of the animals tested were found to have significant levels of rabies virus neutralizing antibodies. Using the RT-PCR method, which Jim Cox had established in the lab in the 1990's, viral RNA could be detected in saliva samples indicating a carrier state. None of the animals tested showed clinical symptoms and none died of rabies. This was the first report of a non-lethal rabies infection in a wild-living carnivore.

Over the years the Rabies Bulletin nurtured by Winfried Müller found its popular reception and became a very important source of information not only for scientists in the field but also for many people in charge of the decision making to combat the disease. Winfried Müller was not only intensely involved in the organization of platforms of information, but also contributed his knowledge obtained during the German rabies eradication campaign to efforts to orally vaccinate dogs in Turkey, a project sponsored by the WHO and financed by the EU.

All information on rabies epidemiology and rabies eradication programs were regularly reported by the Bulletin, which recently was also made available online.

All collaborators, colleagues and friends wish Jim Cox and Winfried Müller an as successful and happy life as pensioners, enjoying traveling and reading (nice books), as they had as scientists.

Prof. Dr. Lothar Stitz

Federal Research Centre for Virus Diseases of Animals, Tuebingen; Germany

3.2 European interlaboratory F.A.T. comparison test 2001

by J. Barrat¹, M.J. Barrat¹, T. Müller² and F. Cliquet¹

¹ AFSSA-Nancy – Domaine de Pixérécourt – BP 9 – F54220 Malzéville - France

² BFAV-Wusterhausen, Seestraße 55, D-16868 Wusterhausen – Germany

During recent meetings of “Rabies control in Middle and East European countries”, it was decided to establish a regular interlaboratory testing for rabies diagnosis. This paper presents how the test has been prepared and the first results obtained in this test.

1 Recommended techniques used for laboratory diagnosis of rabies

The 4th edition of WHO "Laboratory techniques in rabies" and the "Manual of standards for diagnostic tests and vaccines" edited by OIE recommend different tests for routine rabies diagnosis.

Rabies diagnosis cannot be based on a simple clinical examination of suspected animals. Some symptoms are quite characteristic of rabies (like the bi-tonal barking of a rabid dog) but most often they are signs of a non specific nervous disease (wild animals without fear of man, difficulties in swallowing, ...). Another point is that these signs may not be observed on a rabid animal.

The only way to be sure of a diagnosis of rabies is to use laboratory techniques. These are used to detect the virus itself, some of its components or tracks of its replication in infected tissues.

Historically, histological methods have been used to detect the Negri bodies. These intra-cytoplasmic acidophilic inclusions are specific of rabies. They correspond to a matrix containing a big quantity of N protein. So, these techniques (as Mann's or Seller's ones) are based on a non-specific tinctorial affinity to detect specific organites. Like for every histological method, the main drawback of these techniques is that it needs fresh material to produce a reliable result.

1.1 Detection of rabies antigen

Different immuno-chemical methods have been developed to detect the virus or its antigens. The most used test is the fluorescent antibody test (FAT). The general principle is to apply on a fixed specimen a specific conjugate. This antibody is generally coupled to fluorescein isothiocyanate, it may be a polyclonal one or a mix of monoclonal ones.

This test is the central technique of laboratory diagnosis of rabies because it gives alone a diagnosis and it is also used to confirm rabies in the inoculation tests.

1.2 Detection of rabies virus replication: inoculation tests

The other group of available techniques aim at detecting the replication of the virus on living substrates, i.e. cells or mice.

In mice rabies induces clinical signs that are relatively typical but it is better to confirm with a FAT control on the first mouse.

In cells, rabies virus grows generally without cytopathic effect, once again it is necessary to use FAT to confirm the presence of rabies virus in cells.

2 What is the interest of interlaboratory tests in rabies diagnosis?

The general principle that was decided during the meeting in Zagreb is the following:

- 1) Every participating country nominates a national reference laboratory for rabies diagnosis.
- 2) This laboratory will participate to the test
- 3) If there are regional laboratories in the country, this national laboratory will organise tests for them.

3 Preparation of the test

3.1 The prerequisites

- This test is the first step of rabies diagnosis interlaboratory testing; the next one will be the control of inoculation tests. It is then necessary that the panel of test specimens may be used indifferently for FAT and inoculation tests. *Consequence: the panel should be prepared with non inactivated material.*
- To be close to real conditions different "titres" must exist in the panel. *Consequence: it is necessary to prepare homogenates of infected material in non-infected brain material used as diluant.*
- To be close to real conditions different "strains" and genotypes must exist in the panel. *Consequence: the panel should include different strains that are collected in Europe.*
- All laboratories must receive identical parts of the same test preparation. *Consequence: central preparation and testing of the panels.*
- The panel should be easy to send and it should be prepared in a way that makes it as independent from cold and speed of transport as possible. *Consequence: the test preparation should be freeze-dried.*

3.2 Choice of strains

The following rabies virus strains have been selected for the interlaboratory F.A.T. comparison test 2001:

- A fox strain isolated in the field in France in 1986 and maintained by serial passages on fox since then. This strain belongs to genotype 1.
- A polar fox strain isolated in Estonia in 1996. This strain belongs to genotype 1.
- A bat strain isolated in France and characterised as EBL1b.
- An atypical fox strain isolated in Eastern Germany, genotype 1.

3.3 Choice of the dilution medium and dilution method

The fox strain was obtained from the brain of control foxes inoculated with a fox street strain maintained by serial passages on foxes during a challenge. After collection, brains have been kept in deep freezer. The other strains have been produced by intra-cranial inoculation to mice; this corresponds to the first passage from the original specimen.

In this FAT test, we decided to dilute positive brain material to make different "titres" (i.e. to prepare strong and weak specimens) because it is the best way to be sure that all participants to the test will receive identically infected tissues. It is also a way to include in the test the making of the smear and the fixation step, which should not have been possible if the panel was constituted of already fixed slides ready to stain. Moreover, homogenizing the material is a better way to obtain identical aliquots than to prepare prints or smears on glass slides from an infected piece of brain.

The choice of the dilution substrate was made according to the following points:

- rabies diagnosis is carried out on brain tissue
- rabies is maintained by red fox in Europe hence, fox is the most often tested species.

Consequently, the dilution substrate is made of negative fox brain tissue that is homogenised manually with mortar and pestle with the different positive brain tissues. This way, it is easy to prepare strong and weak specimens.

3.4 Constitution of the test panels

Once a batch of a test preparation is ready, the whole homogenate is aliquoted and freeze-dried. After control of the final product, this batch may be sent for testing. Each panel comprises:

- Three control tubes: a negative, a strong positive and a weak positive.

➤ Eight test tubes: three negative ones, a strong positive and a weak positive fox strain, "medium positive" with atypical fox strain, polar fox strain and bat strain (EBL1). Each test tube of the panel was coded and the codes are changed between panels.

4 Results of the test

As it was stated above, national reference laboratories for rabies diagnosis have been identified in 16 countries. All of them have been contacted to send us import licence that must be included in the interlaboratory test panel.

Sixteen national reference and voluntary laboratories sent an import licence and received a test panel.

The participants were asked to test the panel twice during two different diagnosis sessions and to provide us a copy of the technical procedure routinely followed in the laboratory. Three countries tested the panel according to two procedures (with two different conjugates or two concentrations of the conjugate).

The global analysis of results is summarised in Table 1.

Table 1: Global results of the interlaboratory tests

Country code	Number of tests	Correlation between the two tests	Errors in controls	Errors in tests
A	1	-na-	0	negative
B	2	good	0	0
C1	2	good	0	fox weak positive atypical fox strain
C2	2	1 discrepancy in controls	weak positive	EBL1 fox weak positive
D	1	-na-	0	0
E	2	good	0	0
F1	2	good	0	0
F2	2	good	0	0
G	2	1 discrepancy in test	0	negative
H	1	-na-	0	2 negative fox weak positive
I	2	good	0	0
J1	2	good	0	0
J2	2	good	0	0
K	2	good	0	0
L	2	good	0	0
M	2	good	0	0
N	2	good	0	0
O	2	good	0	0
P	2	good	0	0

The summary of this shows that 5 out of the 16 laboratories (or out of the 19 procedures tested) made errors.

Four false positive diagnoses were made in 3 different laboratories.

The errors in positive samples correspond to fox strain weak positive (3 test slides and one control slide), EBL1 or atypical fox strain. These samples may be more difficult to stain with some

conjugates that have been diluted or that have not a large enough range of detection.

These data could have been correlated with the examination of detailed technical procedures. Unfortunately, only 6 of them have been received so far.

5 Summary of the last technical questionnaire (presented in Zagreb, 1998)

5.1 Analysis of answers

The reliability of experimental diagnosis of rabies depends mainly on the regular practice of the techniques. Which means that if training technicians is important, it is as important to maintain this trained status by the regular practice and by regular quality control of the work performed.

i.e. a more or less centralised structure of experimental diagnosis in the country is necessary because it is the only way to allow a daily practice of the tests.

5.1.1 Technicians performing the diagnosis

31 laboratories answered to this part of the questionnaire. In 21 laboratories less than 5 technicians are involved in rabies diagnosis, which should allow a regular training and so the reliability of diagnosis.

Only 2 laboratories have „full time“ technicians. Most often (16/31) rabies diagnosis is a part of the activity of the technicians (generally more than 75%). The other activities of these technicians consist principally in other diagnosis work.

5.1.2 Fluorescent antibody test

The **number of examinations** performed in a laboratory ranges between 150 and 3500 in the rabies infected countries (i.e. between one diagnosis every other day and 9 every day). The "low" daily activity is also a financial problem regarding the conservation of diagnosis conjugate because the use-by date will be reached before the end of the vial.

Most often, the fluorescent antibody test is performed on an impression of brain material (23/27), smears are prepared in 13 laboratories. Nine laboratories use both impression and smears. Both techniques suppose that the specimen is in a good state to make a thin smear/impression that will be easy to examine and so FAT will be more reliable. The study of discrepancies between techniques when FAT and mouse inoculation test or FAT and cell culture test are used shows that the percentage of

discrepancies is significantly higher when specimens are autolysed than when they are in a good state.

Different sections are routinely examined. Ammon's horn is tested in 26 laboratories, cerebellum in 19, medulla oblongata in 19 and cortex in 15. Twenty-three laboratories examine at least Ammon's horn with other parts of brain. Four out of 23 laboratories examine routinely salivary glands.

Once the slide is prepared, fixation is performed. **Fixation** is easier for thin specimens that have been allowed to dry correctly on the slide; once again the importance of the state of conservation appears. To obtain this it is very important to avoid any autolysis between the discovery of the animal and the diagnosis, i.e. rapid transport with cold chain to the laboratory. Twenty-four laboratories fix the slides in acetone, 7 heat the slide to fix the specimen. Two laboratories use both heat and acetone fixation. When acetone is used, the fixation time ranges between 5 minutes and 4 hours, 10 out of 21 laboratories fix for 30 minutes. The fixation is generally made around -20°C (14 laboratories out of 21), 4 laboratories fix at room temperature. Acetone bath is changed daily (8/21), twice a week (3/21), weekly (6/21), twice a month (3/21) or monthly (1/21), generally the higher is the number of diagnosis performed, the more frequent is the changing of acetone.

Twenty six laboratories use a commercial **conjugate**. Twenty three of them use it at the „normal“ dilution, 3 dilute the reconstituted conjugate more than it is recommended by the producer. It is a classical way to spare money but some "over-diluted" conjugates are not stable and must be used on the first day.

Eleven out of 15 lab use glycerol associated with a buffer as **mounting medium** for the slides. The pH of this medium is generally set around 7.0, which is not the optimal pH for fluorescence of FITC (>8.5); only 3 laboratories use such an alkaline mounting medium.

The **microscopes** used to examine these slides are generally equipped with a mercury bulb (23/27). Halogen bulbs are used only in 7 laboratories. Both bulbs are suitable for FITC which is excited by blue

light (490nm). The objective magnification ranges between 10 and 100. Fifteen laboratories use magnification less than 50 which will give a clear image even with thick specimens that cannot be clearly read clearly with a 90X or 100X magnification objective. The eyepiece magnification ranges between 4 and 13, which gives a global magnification ranging between 100 and 1000. The „mean“ combination is 10X eyepiece associated with a 10 to 40X objective.

The slides are generally examined by 2 technicians (13/22). This **double reading** is a good way to have a reliable diagnosis. The stained and examined slides are kept for at least 1 month (up to 24).

A **„safety“ sample** is collected by 23/25 laboratories. This sample is generally kept frozen (-20°C) for at least 1 month (up to 24).

Seven countries that perform or have performed oral vaccination campaigns look for the possibility of vaccine induced rabies. This test is made in the laboratory that performs the diagnosis.

Different **controls** may be used to validate the fluorescent antibody test :

- Positive CVS controls (mouse brain) are used by 18/24 laboratories.
- A positive specimen from the day before is used as a control by 14/23 laboratories.
- A negative control (mouse brain) is used by 11/22 laboratories.
- A negative specimen from the day before is used as a control by 11/22 laboratories

These controls are used in every staining process by 16/21 laboratories. Others use controls once or twice a week or once or twice a month.

5.2 Minimum requirements

To compare results of rabies surveillance, correlation of results is the first thing to assess. The standardisation of the techniques is the second step.

With respect to diagnostic procedures, there exist three main international references dealing with laboratory techniques in rabies which can be regarded as the current standard works of rabies diagnostics. Based on ongoing developments in the field of diagnostic research the recommendations given there are permanently brought up to date:

- Meslin, F.-X., M.M. Kaplan, and H. Koprowski (1996), WHO, Laboratory techniques in rabies, 4th edition, Geneva,
- O.I.E. Manual of standards for diagnostic tests and vaccines (2000),

The widest spectrum of diagnostic standard tests is presented by the WHO with detailed information concerning preconditions to be needed, materials and methods and comprehensive discussions on the advantages and disadvantages of the tests available.

Fluorescence antibody test minimum requirements:

- The suitability of an anti-rabies conjugate to be used for FAT in rabies routine diagnosis has to be proven with respect to its sensitivity and specificity.
- Commercially available anti-rabies conjugates should be diluted according to the producers instruction, especially when it contains of a mix of monoclonal antibodies.
- Positive and negative controls should be used in every staining process.
- Rabies-positive samples have to be proven for the presence of vaccine or field induced rabies.

The regular daily practice of FAT is the only way to maintain the quality of rabies diagnosis. That is why a centralised structure is necessary. It is much better to have one national lab that performs 5 diagnosis a day than 10 regional labs that receive 1 specimen every other day. This structure is also a good way to use expensive reagents like conjugate completely before the expiry date.

6 Conclusion

This first interlaboratory test for rabies diagnosis was long to begin but it may now be regularly maintained on an annual basis for instance according to the following agenda:

1. first quarter: reception of the import licences
2. second quarter: sending panels and reception of results with a second import licence (for a possible second panel)

3. third quarter: analysis of results and possible second test if needed.
4. end of the year: global analysis.

Acknowledgement

The authors acknowledge the different participating laboratories that accepted to pass the test, E. Picard who made the molecular typing of the different strains and C. Patron and E. Tissot who helped us in the "blind" testing of the panel.

3.3 New Lyssavirus Genotype from the Lesser Mouse-eared Bat (*Myotis blythi*), Kyrgyzstan

Yohko T. Arai,* Ivan V. Kuzmin,† Yosuke Kameoka,* and Alexandr D. Botvinkin‡

*National Institute of Infectious Diseases, Tokyo, Japan; †Institute for Natural Foci Infections, Omsk, Russia; and ‡Antiplague Research Institute of Siberia and the Far East, Irkutsk, Russia

Abstract

The Aravan virus was isolated from a Lesser Mouse-eared Bat (*Myotis blythi*) in the Osh region of Kyrgyzstan, central Asia, in 1991. We determined the complete sequence of the nucleoprotein (N) gene and compared it with those of 26 representative lyssaviruses obtained from databases. The Aravan virus was distinguished from seven distinct genotypes on the basis of nucleotide and amino acid identity. Phylogenetic analysis based on both nucleotide and amino acid sequences showed that the Aravan virus was more closely related to genotypes 4, 5, and—to a lesser extent—6, which circulates among insectivorous bats in Europe and Africa. The Aravan virus does

not belong to any of the seven known genotypes of lyssaviruses, namely, rabies, Lagos bat, Mokola, and Duvenhage viruses and European bat lyssavirus 1, European bat lyssavirus 2, and Australian bat lyssavirus. Based on these data, we propose a new genotype for the *Lyssavirus* genus.

This abstract is a reprint from:

Arai YT, Kuzmin IV, Kameoka Y, Botvinkin AD. 2003. New lyssavirus genotype from the lesser mouse-eared bat (*Myotis blythi*), Kyrgyzstan. *Emerging Infectious Diseases*, 9(3). 333-337. URL: <http://www.cdc.gov/ncidod/EID/vol9no3/02-0252.htm>

4. Description of Rabies Cases in Europe

4.1 Rabies cases, 1st quarter 2003

01.01.03 -31.03.03

Location	Domestic animals								Wildlife											bats	Human cases	total						
	dog	cat	cattle	equine	goat	sheep	pig	stray dog	other	subtotal	fox	raccoon dog	raccoon	wolf	badger	marten	other mustelides	other carnivores	wild boar				roe deer	red deer	fallow deer	other	subtotal	
ALB ALBANIA	0	0	0	0	0	0	0	0	0	0	2	0	0	0	0	0	0	0	0	0	0	0	0	0	2	0	0	2
AUT AUSTRIA	0	0	0	0	0	0	0	0	0	0	0	0	0	0	0	0	0	0	0	0	0	0	0	0	0	0	0	0
BEL BELGIUM	*									0	0	0	0	0	0	0	0	0	0	0	0	0	0	0	0	0	0	0
BIH BOSNIA A HERCEGOVINA	2	0	3	0	0	0	0	0	0	5	26	0	0	0	0	0	0	0	0	0	0	0	0	0	26	0	0	31
BUL BULGARIA	0	0	0	0	1	0	0	0	0	1	5	0	0	0	0	0	0	0	0	0	0	0	0	0	5	0	0	6
BLR BELARUS	48	35	6	1	0	0	0	0	0	90	259	21	0	7	1	0	0	0	0	0	0	0	2	290	0	0	380	
HRV CROATIA	6	2	0	0	1	0	0	0	0	9	244	0	0	0	1	0	0	0	0	0	0	0	0	245	0	0	254	
CYP CYPRUS	*									0															0			0
CZH CZECH REPUBLIC	*									0															0			0
DNK DENMARK	*									0															0			0
EST ESTONIA	14	6	4	0	1	0	0	0	0	25	118	92	0	0	1	0	1	0	0	0	0	0	1	213	0	0	238	
YUG FED.REP. OF YUGOSL.	5	7	0	0	1	0	0	0	0	13	63	0	0	0	1	0	0	0	0	0	0	0	0	64	0	0	77	
FIN FINLAND	*									0															0			0
FRA FRANCE	0	0	0	0	0	0	0	0	0	0	0	0	0	0	0	0	0	0	0	0	0	0	0	0	0	1	0	1
DEU GERMANY	0	0	0	0	0	0	0	0	0	0	8	0	0	0	0	0	0	0	0	0	0	0	0	0	8	0	0	8
GRC GREECE	*									0															0			0
HUN HUNGARY	2	2	13	0	0	0	0	0	0	17	46	0	0	0	0	0	0	0	0	0	1	0	0	47	0	0	64	
IRE IRELAND	*									0															0			0
ISL ICELAND	*									0															0			0
ITA ITALY	*									0															0			0
LTU LITHUANIA	17	18	7	1	0	0	0	2	0	45	107	57	0	0	17	3	1	0	0	2	0	0	3	190	0	0	235	
LUX LUXEMBOURG	*									0															0			0
LVA LATVIA	13	7	3	0	0	0	0	0	0	23	140	54	0	1	2	0	1	0	0	0	0	0	0	198	0	0	221	
MDA MOLDOVA	0	1	3	0	0	0	0	0	0	4	5	0	0	0	0	0	0	0	0	0	0	0	0	5	0	0	9	
MKD MACEDONIA	**									0															0			1
NED NETHERLANDS	0	0	0	0	0	0	0	0	0	0	0	0	0	0	0	0	0	0	0	0	0	0	0	0	0	0	0	
NOR NORWAY	*									0															0			0
POL POLAND	7	9	2	0	0	0	0	0	0	18	123	16	0	0	8	0	0	0	0	2	0	0	0	149	0	0	167	
PRT PORTUGAL	*									0															0			0
ROU ROMANIA	1	1	0	0	2	0	0	0	0	4	8	0	0	0	0	0	0	0	0	1	0	0	0	9	0	0	13	
RUS RUSSIAN FEDERATION	253	103	118	3	12	14	5	0	0	508	593	12	0	4	1	7	3	1	0	1	0	0	0	622	0	0	1130	
ESP SPAIN	*									0															0			0
SVK SLOVAK REPUBLIC	10	7	1	0	1	0	1	0	0	20	107	0	0	0	2	0	1	0	0	0	0	0	0	110	0	0	130	
SVN SLOVENIA	0	0	0	0	0	0	0	0	0	0	2	0	0	0	0	0	0	0	0	0	0	0	0	2	0	0	2	
SWE SWEDEN	*									0															0			0
CHE SWITZERLAND + LIEC.	*									0															0			0
TUR TURKEY	17	2	14	1	0	0	0	0	0	34	6	0	0	0	0	0	0	0	0	0	0	0	0	6	0	0	40	
UNK UNITED KINGDOM	*									0															0			0
UKR UKRAINE	121	127	42	3	3	1	0	0	0	297	298	2	6	6	7	0	0	1	1	0	0	2	2	322	0	2	621	
TOTAL	516	327	216	9	22	15	8	0	0	1113	2160	254	6	17	5	44	7	4	1	6	1	0	8	2513	2	2	3630	
	14.2%	9.0%	6.0%	0.2%	0.6%	0.4%	0.2%	0.0%	0.0%	30.7%	59.5%	7.0%	0.2%	0.5%	0.1%	1.2%	0.2%	0.1%	0.0%	0.2%	0.0%	0.0%	0.2%	69.2%	0.1%	0.1%	100%	

* NO CASES ** NODATA

4.2 Rabies cases per country and administrative units, 1st quarter 2003

01.01.03 -31.03.03

Location	Domestic animals										Wildlife										bats	Human cases	total									
	dog	cat	cattle	equine	goat	sheep	pig	stray dog	other	subtotal	fox	raccoon dog	raccoon	wolf	badger	marten	other mustelides	other carnivores	wild boar	roe deer				red deer	fallow deer	other	subtotal					
ALBANIA																																
Peshkopi:	0	0	0	0	0	0	0	0	0	0	0	0	0	0	0	0	0	0	0	0	0	0	0	0	0	0	0	2	0	0	2	
TOTAL PERCENT	0%	0%	0%	0%	0%	0%	0%	0%	0%	0%	0%	0%	0%	0%	0%	0%	0%	0%	0%	0%	0%	0%	0%	0%	0%	0%	100%	0%	0%	100%		
BELARUS																																
Brest:	1	1	0	0	0	0	0	0	0	0	0	0	0	0	0	0	0	0	0	0	0	0	0	0	0	0	19	0	0	21		
Vitebsk:	24	22	3	0	0	0	0	0	0	0	0	0	0	0	0	0	0	0	0	0	0	0	0	0	0	1	91	0	0	140		
Gomel:	3	5	2	0	0	0	0	0	0	0	0	0	6	0	0	0	0	0	0	0	0	0	0	0	0	0	30	0	0	40		
Grodno:	1	1	0	0	0	0	0	0	0	0	0	0	0	0	0	0	0	0	0	0	0	0	0	0	0	0	42	0	0	44		
Minsk:	14	5	1	1	0	0	0	0	0	0	0	0	0	0	0	0	0	0	0	0	0	0	0	0	0	0	81	0	0	102		
Mogeliov:	5	1	0	0	0	0	0	0	0	0	0	0	0	1	0	0	0	0	0	0	0	0	0	0	0	1	27	0	0	33		
TOTAL PERCENT	48%	35%	6%	1%	0%	0%	0%	0%	0%	0%	0%	0%	0%	0%	0%	0%	0%	0%	0%	0%	0%	0%	0%	0%	0%	0%	2%	290	0	0	380	
	12.6%	9.2%	1.6%	0.3%	0.0%	0.0%	0.0%	0.0%	0.0%	0.0%	0.0%	0.0%	0.0%	0.0%	0.0%	0.0%	0.0%	0.0%	0.0%	0.0%	0.0%	0.0%	0.0%	0.0%	0.0%	0.5%	76.3%	0.0%	0.0%	100%		
BOSNIA AND HERZEGOVINA																																
Bihac:	0	0	0	0	0	0	0	0	0	0	0	0	0	0	0	0	0	0	0	0	0	0	0	0	0	0	1	0	0	1		
Breza:	1	0	0	0	0	0	0	0	0	0	0	0	0	0	0	0	0	0	0	0	0	0	0	0	0	0	0	3	0	0	3	
Gorazde:	0	0	0	0	0	0	0	0	0	0	0	0	0	0	0	0	0	0	0	0	0	0	0	0	0	0	1	0	0	1		
Jablanica:	0	0	0	0	0	0	0	0	0	0	0	0	0	0	0	0	0	0	0	0	0	0	0	0	0	0	1	0	0	1		
Konjic:	0	0	0	0	0	0	0	0	0	0	0	0	0	0	0	0	0	0	0	0	0	0	0	0	0	0	1	0	0	1		
Mostar:	0	0	1	0	0	0	0	0	0	0	0	0	0	0	0	0	0	0	0	0	0	0	0	0	0	0	1	0	0	2		
Široki Brijeg:	0	0	1	0	0	0	0	0	0	0	0	0	0	0	0	0	0	0	0	0	0	0	0	0	0	0	0	0	0	1		
Tuzla:	0	0	0	0	0	0	0	0	0	0	0	0	0	0	0	0	0	0	0	0	0	0	0	0	0	0	4	0	0	4		
Vitez:	0	0	0	0	0	0	0	0	0	0	0	0	0	0	0	0	0	0	0	0	0	0	0	0	0	0	1	0	0	1		
REPUBLIKA SRPSKA																																
Banja Luka:	1	0	0	0	0	0	0	0	0	0	0	0	0	0	0	0	0	0	0	0	0	0	0	0	0	0	8	0	0	9		
Laktasi:	0	0	0	0	0	0	0	0	0	0	0	0	0	0	0	0	0	0	0	0	0	0	0	0	0	0	1	0	0	1		
Novi Grad:	0	0	0	0	0	0	0	0	0	0	0	0	0	0	0	0	0	0	0	0	0	0	0	0	0	0	2	0	0	2		
Pifedor:	0	0	0	0	0	0	0	0	0	0	0	0	0	0	0	0	0	0	0	0	0	0	0	0	0	0	1	0	0	1		
Doboj:	0	0	0	0	0	0	0	0	0	0	0	0	0	0	0	0	0	0	0	0	0	0	0	0	0	0	1	0	0	1		
Rogatica:	0	0	1	0	0	0	0	0	0	0	0	0	0	0	0	0	0	0	0	0	0	0	0	0	0	0	0	0	0	1		
K. Dubica:	0	0	0	0	0	0	0	0	0	0	0	0	0	0	0	0	0	0	0	0	0	0	0	0	0	0	1	0	0	1		
TOTAL PERCENT	2%	0%	3%	0%	0%	0%	0%	0%	0%	0%	0%	0%	0%	0%	0%	0%	0%	0%	0%	0%	0%	0%	0%	0%	0%	0%	16.1%	26%	0%	26%	31%	
	6.5%	0.0%	9.7%	0.0%	0.0%	0.0%	0.0%	0.0%	0.0%	0.0%	0.0%	0.0%	0.0%	0.0%	0.0%	0.0%	0.0%	0.0%	0.0%	0.0%	0.0%	0.0%	0.0%	0.0%	0.0%	0.0%	83.9%	0.0%	0.0%	100%		
NETHERLANDS																																
Utrecht/Gelderland:	0	0	0	0	0	0	0	0	0	0	0	0	0	0	0	0	0	0	0	0	0	0	0	0	0	0	0	1	1	0	1	
TOTAL PERCENT	0%	0%	0%	0%	0%	0%	0%	0%	0%	0%	0%	0%	0%	0%	0%	0%	0%	0%	0%	0%	0%	0%	0%	0%	0%	0%	0%	0%	100%	0%	0%	100%

4.2 Rabies cases per country and administrative units, 1st quarter 2003 (continued)

01.01.03 -31.03.03

Location	Domestic animals											Wildlife											bats	Human cases	total		
	dog	cat	cattle	equine	goat sheep	pig	stray dog	other	subtotal	fox	raccoon dog	raccoon	wolf	badger	marten	other mustelides	other carnivores	wild boar	roe deer	red deer	fallow deer	other				subtotal	
CROATIA																											
Zagrebacka	1	0	0	0	0	0	0	0	1	25	0	0	0	0	0	0	0	0	0	0	0	0	0	25	0	0	26
Krapinsko-zagorska	0	0	0	0	0	0	0	0	0	7	0	0	0	0	0	0	0	0	0	0	0	0	0	7	0	0	7
Sisacko-moslavacka	0	0	0	0	0	0	0	0	0	67	0	0	0	1	0	0	0	0	0	0	0	0	0	68	0	0	68
Karlovacka	0	0	0	0	0	0	0	0	0	28	0	0	0	0	0	0	0	0	0	0	0	0	0	28	0	0	28
Koprivnicko-krizevacka	0	0	0	0	0	0	0	0	0	6	0	0	0	0	0	0	0	0	0	0	0	0	0	6	0	0	6
Bjelovarsko-bilogorska	1	0	0	0	0	0	0	0	1	13	0	0	0	0	0	0	0	0	0	0	0	0	0	13	0	0	14
Dubrovacko-neretvanska	0	0	0	0	0	0	0	0	0	2	0	0	0	0	0	0	0	0	0	0	0	0	0	2	0	0	2
Licko-seanska	0	1	0	0	0	0	0	0	1	12	0	0	0	0	0	0	0	0	0	0	0	0	0	12	0	0	13
Virovicko-podravska	0	0	0	0	1	0	0	0	1	6	0	0	0	0	0	0	0	0	0	0	0	0	0	6	0	0	7
Požesko-slavonska	0	0	0	0	0	0	0	0	0	6	0	0	0	0	0	0	0	0	0	0	0	0	0	6	0	0	6
Brodsko-posavska	0	0	0	0	0	0	0	0	0	8	0	0	0	0	0	0	0	0	0	0	0	0	0	8	0	0	8
Zadarska	0	0	0	0	0	0	0	0	0	6	0	0	0	0	0	0	0	0	0	0	0	0	0	6	0	0	6
Osječko-baranjska	2	0	0	0	0	0	0	0	2	10	0	0	0	0	0	0	0	0	0	0	0	0	0	10	0	0	12
Sibensko-krinska	1	0	0	0	0	0	0	0	1	4	0	0	0	0	0	0	0	0	0	0	0	0	0	4	0	0	5
Varaždinska	0	0	0	0	0	0	0	0	0	1	0	0	0	0	0	0	0	0	0	0	0	0	0	1	0	0	1
Vukovarsko-srijemska	1	0	0	0	0	0	0	0	1	9	0	0	0	0	0	0	0	0	0	0	0	0	0	9	0	0	10
Šplitsko-dalmatinska	0	0	0	0	0	0	0	0	0	12	0	0	0	0	0	0	0	0	0	0	0	0	0	12	0	0	12
Grad Zagreb	0	1	0	0	0	0	0	0	1	18	0	0	0	0	0	0	0	0	0	0	0	0	0	18	0	0	19
Istarska	0	0	0	0	0	0	0	0	0	4	0	0	0	0	0	0	0	0	0	0	0	0	0	4	0	0	4
TOTAL	6	2	0	0	1	0	0	0	9	244	0	0	0	1	0	0	0	0	0	0	0	0	245	0	0	254	
PERCENT	2.4%	0.8%	0.0%	0.0%	0.4%	0.0%	0.0%	3.5%	96.1%	0.0%	0.0%	0.0%	0.4%	0.0%	0.0%	0.0%	0.0%	0.0%	0.0%	0.0%	0.0%	96%	0.0%	0.0%	100%		
FEDERAL REPUBLIC OF GERMANY																											
Hessen	0	0	0	0	0	0	0	0	0	8	0	0	0	0	0	0	0	0	0	0	0	0	0	8	0	0	8
TOTAL	0	0	0	0	0	0	0	0	0	8	0	0	0	0	0	0	0	0	0	0	0	0	8	0	0	8	
PERCENT	0.0%	0.0%	0.0%	0.0%	0.0%	0.0%	0.0%	0.0%	0.0%	100%	0.0%	0.0%	0.0%	0.0%	0.0%	0.0%	0.0%	0.0%	0.0%	0.0%	0.0%	0.0%	100%	0.0%	0.0%	100%	
MOLDOVA																											
Belts	0	0	0	0	0	0	0	0	0	1	0	0	0	0	0	0	0	0	0	0	0	0	0	1	0	0	1
Edineis	0	0	0	0	0	0	0	0	0	1	0	0	0	0	0	0	0	0	0	0	0	0	0	1	0	0	1
Grigoriopol	0	0	0	0	0	0	0	0	0	1	0	0	0	0	0	0	0	0	0	0	0	0	0	1	0	0	1
Kichinev	0	1	0	0	0	0	0	0	1	0	0	0	0	0	0	0	0	0	0	0	0	0	0	0	0	0	1
Ohel	0	0	2	0	0	0	0	0	2	0	0	0	0	0	0	0	0	0	0	0	0	0	0	0	0	0	2
Soroca	0	0	1	0	0	0	0	0	1	0	0	0	0	0	0	0	0	0	0	0	0	0	0	0	0	0	1
Taradia	0	0	0	0	0	0	0	0	0	2	0	0	0	0	0	0	0	0	0	0	0	0	0	2	0	0	2
TOTAL	0	1	3	0	0	0	0	0	4	5	0	0	0	0	0	0	0	0	0	0	0	0	5	0	0	9	
PERCENT	0.0%	11.1%	33.3%	0.0%	0.0%	0.0%	0.0%	0.0%	44.4%	55.6%	0.0%	0.0%	0.0%	0.0%	0.0%	0.0%	0.0%	0.0%	0.0%	0.0%	0.0%	0.0%	56%	0.0%	0.0%	100%	

4.2 Rabies cases per country and administrative units, 1st quarter 2003 (continued)

01.01.03 -31.03.03

Location	Domestic animals											Wildlife											bats	Human cases	total			
	dog	cat	cattle	equine	goat	sheep	pig	stray dog	other	subtotal	fox	raccoon dog	raccoon	wolf	badger	marten	other mustelides	other carnivores	wild boar	roe deer	red deer	fallow deer				other	subtotal	
L A T V I A																												
Aizkraukle	0	0	0	0	0	0	0	0	0	0	1	0	0	0	0	0	0	0	0	0	0	0	0	0	1	0	0	1
Aluksne	0	0	0	0	0	0	0	0	0	0	5	4	0	0	0	0	0	0	0	0	0	0	0	0	9	0	0	9
Balvi	0	0	0	0	0	0	0	0	0	0	5	0	0	0	0	0	0	0	0	0	0	0	0	5	0	0	5	
Bauska	1	0	0	0	0	0	0	0	0	1	15	3	0	0	0	0	0	0	0	0	0	0	0	18	0	0	19	
Cesis	0	0	0	0	0	0	0	0	0	0	20	8	0	0	0	0	0	0	0	0	0	0	0	28	0	0	28	
Daugavpils	0	0	1	0	0	0	0	0	0	1	4	1	0	0	0	0	0	0	0	0	0	0	0	5	0	0	6	
Dobele	0	0	0	0	0	0	0	0	0	0	1	3	0	0	0	0	0	0	0	0	0	0	0	4	0	0	4	
Gulbene	2	0	0	0	0	0	0	0	0	2	11	0	0	0	1	0	0	0	0	0	0	0	0	12	0	0	14	
Jelkabpils	0	0	1	0	0	0	0	0	0	1	2	0	0	0	0	0	0	0	0	0	0	0	0	2	0	0	3	
Jelgava	0	1	0	0	0	0	0	0	0	3	0	0	0	0	0	0	0	0	0	0	0	0	0	3	0	0	4	
Kraslava	0	0	0	0	0	0	0	0	0	1	3	0	0	0	0	0	0	0	0	0	0	0	0	3	0	0	3	
Kuldīga	0	0	0	0	0	0	0	0	0	0	2	1	0	0	0	0	0	0	0	0	0	0	0	3	0	0	3	
Liepājas	1	0	0	0	0	0	0	0	0	5	5	5	0	0	0	0	0	0	0	0	0	0	0	10	0	0	10	
Limbaži	0	0	0	0	0	0	0	0	0	1	6	1	0	0	0	0	0	0	0	0	0	0	0	7	0	0	7	
Ludza	0	1	0	0	0	0	0	0	0	6	1	1	0	0	0	0	0	0	0	0	0	0	0	7	0	0	7	
Madona	2	2	1	0	0	0	0	0	0	1	17	4	0	0	0	0	0	0	0	0	0	0	0	3	0	0	3	
Ogre	0	0	0	0	0	0	0	0	0	5	1	2	0	0	0	0	0	0	0	0	0	0	0	21	0	0	26	
Preiļi	3	0	0	0	0	0	0	0	0	0	4	2	0	0	0	0	0	0	0	0	0	0	0	6	0	0	6	
Rēzekne	4	1	0	0	0	0	0	0	0	3	3	1	0	0	0	0	0	0	0	0	0	0	0	4	0	0	9	
Rīga	0	0	0	0	0	0	0	0	0	10	1	1	0	0	0	0	0	0	0	0	0	0	0	11	0	0	11	
Saldus	0	0	0	0	0	0	0	0	0	2	9	9	0	0	0	0	0	0	0	0	0	0	0	11	0	0	11	
Tukums	0	1	0	0	0	0	0	0	0	0	2	1	0	0	0	0	0	0	0	0	0	0	0	2	0	0	3	
Valka	0	0	0	0	0	0	0	0	0	1	7	0	0	0	0	0	0	0	0	0	0	0	0	9	0	0	9	
Valmiera	0	1	0	0	0	0	0	0	0	1	3	5	0	0	0	0	0	0	0	0	0	0	0	8	0	0	9	
Ventspils	0	0	0	0	0	0	0	0	0	0	6	0	0	0	0	0	0	0	0	0	0	0	0	6	0	0	6	
TOTAL	13	7	3	0	0	0	0	0	0	23	140	54	0	0	1	2	0	1	0	0	0	0	0	198	0	0	221	
PERCENT	5.9%	3.2%	1.4%	0.0%	0.0%	0.0%	0.0%	0.0%	0.0%	10.4%	63.3%	24.4%	0.0%	0.0%	0.5%	0.9%	0.0%	0.5%	0.0%	0.0%	0.0%	0.0%	0.0%	90%	0.0%	0.0%	100%	
S L O V E N I A																												
Spodnjeposavska	0	0	0	0	0	0	0	0	0	0	2	0	0	0	0	0	0	0	0	0	0	0	0	2	0	0	2	
TOTAL	0	0	0	0	0	0	0	0	0	0	2	0	0	0	0	0	0	0	0	0	0	0	0	2	0	0	2	
PERCENT	0.0%	0.0%	0.0%	0.0%	0.0%	0.0%	0.0%	0.0%	0.0%	0.0%	100%	0.0%	0.0%	0.0%	0.0%	0.0%	0.0%	0.0%	0.0%	0.0%	0.0%	0.0%	0.0%	100%	0.0%	0.0%	100%	
F R A N C E																												
Genes	0	0	0	0	0	0	0	0	0	0	0	0	0	0	0	0	0	0	0	0	0	0	0	0	0	1	1	
TOTAL	0	0	0	0	0	0	0	0	0	0	0	0	0	0	0	0	0	0	0	0	0	0	0	0	0	1	1	
PERCENT	0.0%	0.0%	0.0%	0.0%	0.0%	0.0%	0.0%	0.0%	0.0%	0.0%	0%	0.0%	0.0%	0.0%	0.0%	0.0%	0.0%	0.0%	0.0%	0.0%	0.0%	0.0%	0.0%	0%	100%	0.0%	100%	

4.2 Rabies cases per country and administrative units, 1st quarter 2003 (continued)

01.01.03 -31.03.03

Location	Domestic animals										Wildlife											bats	Human cases	total								
	dog	cat	cattle	equine	goat sheep	pig	stray dog	other	subtotal	fox	raccoon dog	raccoon	wolf	badger	marten	other mustelides	other carnivores	wild boar	roe deer	red deer	fallow deer				other	subtotal						
YUGOSLAVIA																																
Serbia and Montenegro	5	7	0	0	1	0	0	0	1	0	0	0	0	0	1	0	0	0	0	0	0	0	0	0	0	0	0	0	64	0	0	77
TOTAL	5	7	0	0	1	0	0	0	1	0	0	0	0	0	1	0	0	0	0	0	0	0	0	0	0	0	0	64	0	0	77	
PERCENT	6.5%	9.1%	0.0%	0.0%	1.3%	0.0%	0.0%	0.0%	1.3%	0.0%	0.0%	0.0%	0.0%	0.0%	1.3%	0.0%	0.0%	0.0%	0.0%	0.0%	0.0%	0.0%	0.0%	0.0%	0.0%	0.0%	83.1%	0.0%	0.0%	100%		
TURKEY																																
Aydin	2	1	7	0	0	0	0	0	0	0	0	0	0	0	0	0	0	0	0	0	0	0	0	0	0	0	0	0	0	0	0	12
Balkesir	3	0	0	0	0	0	0	0	0	0	0	0	0	0	0	0	0	0	0	0	0	0	0	0	0	0	0	0	0	0	0	3
Bursa	2	0	0	0	0	0	0	0	0	0	0	0	0	0	0	0	0	0	0	0	0	0	0	0	0	0	0	0	0	0	0	2
Çanakkale	1	0	0	0	0	0	0	0	0	0	0	0	0	0	0	0	0	0	0	0	0	0	0	0	0	0	0	0	0	0	0	1
Elazığ	0	1	0	0	0	0	0	0	0	0	0	0	0	0	0	0	0	0	0	0	0	0	0	0	0	0	0	0	0	0	0	1
Istanbul	2	0	0	0	0	0	0	0	0	0	0	0	0	0	0	0	0	0	0	0	0	0	0	0	0	0	0	0	0	0	0	2
Izmir	2	0	1	0	0	0	0	0	0	0	0	0	0	0	0	0	0	0	0	0	0	0	0	0	0	0	0	0	0	0	0	3
K.Maras	2	0	0	0	1	0	0	0	0	0	0	0	0	0	0	0	0	0	0	0	0	0	0	0	0	0	0	0	0	0	0	3
Kocaeli	1	0	0	0	0	0	0	0	0	0	0	0	0	0	0	0	0	0	0	0	0	0	0	0	0	0	0	0	0	0	0	1
Manisa	1	0	0	0	0	0	0	0	0	0	0	0	0	0	0	0	0	0	0	0	0	0	0	0	0	0	0	0	0	0	0	1
Mugla	0	0	6	0	0	0	0	0	0	0	0	0	0	0	0	0	0	0	0	0	0	0	0	0	0	0	0	0	0	0	0	2
Yalova	1	0	0	0	0	0	0	0	0	0	0	0	0	0	0	0	0	0	0	0	0	0	0	0	0	0	0	0	0	0	0	1
TOTAL	17	2	14	1	0	0	0	0	0	0	0	0	0	0	0	0	0	0	0	0	0	0	0	0	0	0	6	0	0	0	40	
PERCENT	42.5%	5.0%	35.0%	2.5%	0.0%	0.0%	0.0%	0.0%	0.0%	0.0%	0.0%	0.0%	0.0%	0.0%	0.0%	0.0%	0.0%	0.0%	0.0%	0.0%	0.0%	0.0%	0.0%	0.0%	0.0%	0.0%	15%	0.0%	0.0%	100%		
BULGARIA																																
Targovishte	0	0	0	0	0	0	0	0	0	0	0	0	0	0	0	0	0	0	0	0	0	0	0	0	0	0	0	0	0	0	0	2
Vidin	0	0	0	0	1	0	0	0	0	0	0	0	0	0	0	0	0	0	0	0	0	0	0	0	0	0	0	0	0	0	0	1
Velico Turnovo	0	0	0	0	0	0	0	0	0	0	0	0	0	0	0	0	0	0	0	0	0	0	0	0	0	0	0	0	0	0	0	1
Vratsa	0	0	0	0	0	0	0	0	0	0	0	0	0	0	0	0	0	0	0	0	0	0	0	0	0	0	0	0	0	0	0	1
Lovech	0	0	0	0	0	0	0	0	0	0	0	0	0	0	0	0	0	0	0	0	0	0	0	0	0	0	0	0	0	0	0	1
TOTAL	0	0	0	0	0	0	0	0	1	0	0	0	0	0	0	0	0	0	0	0	0	0	0	0	0	0	0	5	0	0	0	6
PERCENT	0.0%	0.0%	0.0%	0.0%	0.0%	0.0%	0.0%	0.0%	16.7%	0.0%	0.0%	0.0%	0.0%	0.0%	0.0%	0.0%	0.0%	0.0%	0.0%	0.0%	0.0%	0.0%	0.0%	0.0%	0.0%	0.0%	83%	0.0%	0.0%	0.0%	100%	

4.2 Rabies cases per country and administrative units, 1st quarter 2003 (continued)

01.01.03 -31.03.03

Location	Domestic animals											Wildlife											bats	Human cases	total				
	dog	cat	cattle	equine	goat	sheep	pig	stray dog	other	subtotal	fox	raccoon dog	raccoon	wolf	badger	marten	other mustelides	other carnivores	wild boar	roe deer	red deer	fallow deer				other	subtotal		
ROMANIA																													
Alba	0	0	0	0	0	0	0	0	0	0	0	0	0	0	0	0	0	0	0	0	0	0	0	0	0	0	0	0	3
Bihor	0	1	0	0	0	0	0	0	0	1	1	0	0	0	0	0	0	0	0	0	0	0	0	0	0	0	0	0	1
Bistritia Năsăud	0	0	0	0	2	0	0	0	0	2	2	0	0	0	0	0	0	0	0	0	0	0	0	0	0	0	0	0	2
Brasov	0	0	0	0	0	0	0	0	0	1	1	0	0	0	0	0	0	0	0	0	0	0	0	0	0	0	0	0	1
Cluj	0	0	0	0	0	0	0	0	0	0	2	0	0	0	0	0	0	0	0	0	0	0	0	0	0	0	0	0	2
Giurgiu	1	0	0	0	0	0	0	0	0	1	0	0	0	0	0	0	0	0	0	0	0	0	0	0	0	0	0	0	0
TOTAL	1	1	0	0	2	0	0	0	0	4	8	0	0	0	0	0	0	0	0	1	1	0	0	0	0	0	9	9	
PERCENT	7.7%	7.7%	0.0%	0.0%	15.4%	0.0%	0.0%	0.0%	0.0%	30.8%	61.5%	0.0%	0.0%	0.0%	0.0%	0.0%	0.0%	0.0%	0.0%	7.7%	0.0%	0.0%	0.0%	0.0%	0.0%	0.0%	69%	0.0%	13
100%																												100%	
POLAND																													
Dolnoslaskie	0	0	0	0	0	0	0	0	0	0	8	1	0	0	0	0	0	0	0	0	0	0	0	0	0	0	0	0	9
Kujawsko-Pomorskie	0	0	0	0	0	0	0	0	0	0	2	0	0	0	0	0	0	0	0	0	0	0	0	0	0	0	0	0	2
Lubelskie	0	0	0	0	0	0	0	0	0	0	9	0	0	0	0	2	0	0	0	0	0	0	0	0	0	0	0	0	11
Malopolskie	0	1	0	0	0	0	0	0	0	1	3	0	0	0	1	0	0	0	0	0	0	0	0	0	0	0	0	4	5
Mazowieckie	0	0	0	0	0	0	0	0	0	0	2	0	0	0	0	0	0	0	0	0	0	0	0	0	0	0	0	2	2
Podkarpackie	1	3	0	0	0	0	0	0	0	4	8	0	0	0	2	0	0	0	0	0	0	0	0	0	0	0	0	10	14
Podlaskie	0	0	2	0	0	0	0	0	0	2	12	5	0	0	0	0	0	0	0	0	0	0	0	0	0	0	0	17	19
Pomorskie	0	0	0	0	0	0	0	0	0	0	1	0	0	0	0	0	0	0	0	0	0	0	0	0	0	0	0	1	1
Swietokrzyskie	0	0	0	0	0	0	0	0	0	0	2	0	0	0	0	0	0	0	0	0	0	0	0	0	0	0	0	2	2
Warmińsko-Mazurskie	0	1	0	0	0	0	0	0	0	1	7	1	0	0	1	0	0	0	0	0	1	0	0	0	0	0	0	10	11
Wielkopolskie	6	4	0	0	0	0	0	0	0	10	69	9	0	0	2	0	0	0	0	0	1	0	0	0	0	0	0	81	91
TOTAL	7	9	2	0	0	0	0	0	0	18	123	16	0	0	8	0	0	0	2	2	0	0	0	0	0	0	149	167	
PERCENT	4.2%	5.4%	1.2%	0.0%	0.0%	0.0%	0.0%	0.0%	0.0%	10.8%	73.7%	9.6%	0.0%	0.0%	4.8%	0.0%	0.0%	0.0%	1.2%	0.0%	0.0%	0.0%	0.0%	0.0%	0.0%	0.0%	89%	0.0%	100%
SLOVAKIA																													
Banskobystrický kraj	3	2	0	0	0	1	0	0	0	6	47	0	0	0	0	0	0	0	0	0	0	0	0	0	0	0	0	48	54
Bratislavský kraj	0	0	0	0	0	0	0	0	0	0	2	0	0	0	0	0	0	0	0	0	0	0	0	0	0	0	0	2	2
Košický kraj	2	0	0	0	0	0	0	0	0	2	1	0	0	0	0	0	0	0	0	0	0	0	0	0	0	0	0	1	3
Nitriansky kraj	4	5	1	0	0	0	0	1	0	11	44	0	0	0	0	0	0	0	0	0	0	0	0	0	0	0	0	45	56
Prešovský kraj	0	0	0	0	0	0	0	0	0	0	1	0	0	0	0	0	0	0	0	0	0	0	0	0	0	0	0	1	1
Trenčanský kraj	0	0	0	0	0	0	0	0	0	0	6	0	0	0	1	0	0	0	0	0	0	0	0	0	0	0	0	7	7
Trnavský kraj	1	0	0	0	0	0	0	0	0	1	6	0	0	0	0	0	0	0	0	0	0	0	0	0	0	0	0	6	7
TOTAL	10	7	1	0	1	1	0	1	0	20	107	0	0	0	2	0	1	0	0	0	0	0	0	0	0	0	110	130	
PERCENT	7.7%	5.4%	0.8%	0.0%	0.8%	0.0%	0.8%	0.0%	0.0%	15.4%	82.3%	0.0%	0.0%	0.0%	1.5%	0.0%	0.8%	0.0%	0.0%	0.0%	0.0%	0.0%	0.0%	0.0%	0.0%	0.0%	89%	0.0%	100%

4.2 Rabies cases per country and administrative units, 1st quarter 2003 (continued)

01.01.03 -31.03.03

Location	Domestic animals											Wildlife											bats	Human cases	total		
	dog	cat	cattle	equine	goat sheep	pig	stray dog	other	subtotal	fox	raccoon dog	raccoon	wolf	badger	marten	other mustelides	other carnivores	wild boar	roe deer	red deer	fallow deer	other				subtotal	
LITHUANIA																											
Alytus	0	1	0	0	0	0	1	0	2	23	8	0	0	0	8	3	0	0	0	0	0	0	0	42	0	0	44
Kaunas	7	5	0	0	0	0	0	0	0	15	13	0	0	0	0	0	0	0	0	0	0	0	0	28	0	0	40
Klaipeda	1	2	0	0	0	0	1	0	0	11	9	0	0	0	0	0	0	0	0	0	0	0	2	0	0	28	
Marjampole	0	0	0	0	0	0	0	0	0	2	1	0	0	0	0	0	0	0	0	0	0	0	0	6	0	0	6
Panevezys	0	1	0	0	0	0	0	0	0	8	2	0	0	0	0	1	0	0	0	0	0	0	0	15	0	0	16
Šiauliai	1	6	1	0	0	0	0	0	0	9	2	0	0	0	0	0	0	0	0	0	0	0	0	12	0	0	20
Taurage	1	2	3	0	0	0	0	0	0	13	5	0	0	0	0	0	0	0	0	0	0	0	0	18	0	0	24
Telšiai	0	0	2	0	0	0	0	0	0	3	1	0	0	0	0	0	0	0	0	0	0	0	0	5	0	0	7
Utena	4	1	0	0	0	0	0	0	0	9	10	0	0	0	0	0	0	0	0	0	0	0	0	20	0	0	25
Vilnius	3	0	1	1	0	0	0	0	0	14	6	0	0	0	0	0	0	0	0	0	0	0	0	20	0	0	25
TOTAL	17	18	7	1	0	0	2	0	45	107	57	0	0	0	17	3	1	0	2	0	0	0	3	190	0	0	235
PER CENT	7.2%	7.7%	3.0%	0.4%	0.0%	0.0%	0.9%	0.0%	19.1%	45.5%	24.3%	0.0%	0.0%	0.0%	7.2%	1.3%	0.4%	0.0%	0.9%	0.0%	0.0%	0.0%	1.3%	81%	0.0%	0.0%	100%
UKRAINE																											
A.R. Krym	2	1	0	0	0	0	0	0	3	3	0	0	0	0	0	0	0	0	0	0	0	0	3	0	0	6	
Cherkasskaja o.	6	19	1	1	0	0	0	0	27	25	1	0	0	0	1	0	0	0	0	0	0	0	0	27	0	0	54
Chernigovskaja o.	22	20	6	1	1	1	0	0	51	64	0	5	0	0	1	0	0	0	0	0	0	0	0	71	0	0	122
Chernovitskaja o.	1	1	0	0	0	0	0	0	2	1	0	0	0	0	0	0	0	0	0	0	0	0	0	1	0	0	3
Dnepropetrovskaja o.	1	0	0	0	0	0	0	0	1	3	0	0	0	0	0	0	0	0	0	0	0	0	0	3	0	0	4
Doneckskaja o.	6	4	0	0	0	0	0	0	10	4	1	0	0	0	0	0	0	0	0	0	0	0	0	5	0	0	15
Kharkovskaja o.	6	5	4	0	0	0	0	0	15	12	0	0	0	0	0	0	0	0	0	0	0	0	0	12	0	0	27
Khersonskaja o.	1	2	2	0	0	0	0	0	5	1	0	0	0	0	0	0	0	0	0	0	0	0	0	1	0	0	6
Khmel'nitskaja o.	12	8	3	0	1	0	0	0	24	43	0	0	0	0	2	0	0	0	0	0	0	0	0	45	0	0	69
Kievskaja o.	2	9	0	0	0	0	0	0	11	4	0	0	0	0	0	0	0	0	0	0	0	0	0	4	0	0	15
Kirovogradskaja o.	4	1	2	0	0	0	0	0	7	2	0	0	0	0	0	0	0	0	0	0	0	0	0	2	0	0	9
Luganskaja o.	6	0	5	1	0	0	0	0	12	3	0	0	5	0	0	0	0	0	0	0	0	0	0	8	0	0	20
L'vovskaja o.	0	1	0	0	0	0	0	0	1	5	0	0	0	0	0	0	0	0	0	0	0	0	0	5	0	1	7
Nikolajevskaja o.	1	4	0	0	0	0	0	0	5	2	0	0	1	0	0	0	0	0	0	0	0	0	0	3	0	0	8
Odeskaja o.	10	10	3	0	0	0	0	0	23	34	0	0	0	0	0	0	0	0	0	0	0	2	0	36	0	0	59
Poltavskaja o.	23	9	10	0	0	0	0	0	42	6	0	0	0	0	2	0	0	0	0	0	0	0	0	8	0	1	51
Rovensskaja o.	0	1	0	0	0	0	0	0	1	1	0	0	0	0	0	0	0	0	0	0	0	0	0	1	0	0	2
Sumskaja o.	13	15	4	0	1	0	0	0	33	21	0	0	0	0	0	0	0	0	0	0	0	0	0	21	0	0	54
Terнопolskaja o.	0	0	0	0	0	0	0	0	0	1	0	0	0	0	0	0	0	0	0	0	0	0	0	1	0	0	1
Vinnitskaja o.	0	8	0	0	0	0	0	0	8	4	0	0	0	0	0	0	0	0	0	0	0	0	0	6	0	0	14
Volynskaja o.	1	2	0	0	0	0	0	0	3	4	0	0	0	0	0	0	0	0	0	0	0	0	0	4	0	0	7
Zakarpatskaja o.	0	0	1	0	0	0	0	0	1	2	0	0	0	0	0	0	0	0	0	0	0	0	0	2	0	0	3
Zaporozhskaja o.	0	0	0	0	0	0	0	0	0	1	0	0	0	0	0	0	0	0	0	0	0	0	0	1	0	0	1
Zhitomirskaja o.	4	7	1	0	0	0	0	0	12	50	0	1	0	0	0	0	0	0	0	0	0	0	0	52	0	0	64
TOTAL	121	127	42	3	3	1	0	0	297	298	2	6	6	0	7	0	0	1	0	0	0	2	322	0	2	621	
PER CENT	19.5%	20.5%	6.8%	0.5%	0.5%	0.2%	0.0%	0.0%	47.8%	48.0%	0.3%	1.0%	1.0%	0.0%	1.1%	0.0%	0.0%	0.2%	0.0%	0.0%	0.3%	52%	0.0%	0.3%	100%		

4.2 Rabies cases per country and administrative units, 1st quarter 2003 (continued)

01.01.03 -31.03.03

Location	Domestic animals										Wildlife											bats	Human cases	total					
	dog	cat	cattle	equine	goat sheep	pig	stray dog	other	subtotal	fox	raccoon dog	raccoon	wolf	badger	marten	other mustelides	other carnivores	wild boar	roe deer	red deer	fallow deer				other	subtotal			
R U S S I A																													
Astrahanskja obl.	15	8	8	1	4	0	0	0	0	0	0	0	0	0	0	0	0	0	0	0	0	0	0	0	0	0	0	0	39
Belgorodskaja obl.	10	6	0	0	0	0	0	0	0	0	0	0	0	0	0	0	0	0	0	0	0	0	0	0	0	0	0	0	47
Brianskaja obl.	11	5	0	0	0	0	0	0	0	0	0	0	0	0	0	0	0	0	0	0	0	0	0	0	0	0	0	0	48
Cuvasskaja resp.	3	0	1	0	0	0	0	0	0	0	0	0	0	0	0	0	0	0	0	0	0	0	0	0	0	0	0	0	7
Dagestan resp.	0	0	1	0	0	0	0	0	0	0	0	0	0	0	0	0	0	0	0	0	0	0	0	0	0	0	0	0	1
Ivanovskaja obl.	0	0	0	0	0	0	0	0	0	0	0	0	0	0	0	0	0	0	0	0	0	0	0	0	0	0	0	0	3
Kaliningradskaja obl.	1	0	0	0	0	0	0	0	0	0	0	0	0	0	0	0	0	0	0	0	0	0	0	0	0	0	0	0	4
Kalmykija resp.	2	0	4	0	0	0	0	0	0	0	0	0	0	0	0	0	0	0	0	0	0	0	0	0	0	0	0	0	6
Kaluzskaja obl.	4	1	1	1	0	0	0	0	0	0	0	0	0	0	0	0	0	0	0	0	0	0	0	0	0	0	0	0	50
Krasnodarskij kr.	6	6	0	0	0	0	0	0	0	0	0	0	0	0	0	0	0	0	0	0	0	0	0	0	0	0	0	0	15
Kurskaja obl.	27	13	8	0	0	0	0	0	0	0	0	0	0	0	0	0	0	0	0	0	0	0	0	0	0	0	0	0	93
Lipeckaja obl.	14	0	5	0	1	0	0	0	0	0	0	0	0	0	0	0	0	0	0	0	0	0	0	0	0	0	0	0	85
Mordovija resp.	2	0	0	0	0	0	0	0	0	0	0	0	0	0	0	0	0	0	0	0	0	0	0	0	0	0	0	0	6
Moskovskaja obl.	9	1	0	0	0	0	0	0	0	0	0	0	0	0	0	0	0	0	0	0	0	0	0	0	0	0	0	0	46
Nizogorodskaja obl.	7	3	1	0	0	0	0	0	0	0	0	0	0	0	0	0	0	0	0	0	0	0	0	0	0	0	0	0	41
Orlovskaja obl.	8	11	9	0	1	1	0	0	0	0	0	0	0	0	0	0	0	0	0	0	0	0	0	0	0	0	0	0	56
Penzenskaja obl.	10	2	0	0	0	0	0	0	0	0	0	0	0	0	0	0	0	0	0	0	0	0	0	0	0	0	0	0	91
Pskovskaja obl.	2	1	0	0	0	0	0	0	0	0	0	0	0	0	0	0	0	0	0	0	0	0	0	0	0	0	0	0	10
Rjazanskaja obl.	3	3	0	0	0	0	0	0	0	0	0	0	0	0	0	0	0	0	0	0	0	0	0	0	0	0	0	0	16
Rostovskaja obl.	9	6	11	0	1	0	0	0	0	0	0	0	0	0	0	0	0	0	0	0	0	0	0	0	0	0	0	0	10
Saratovskaja obl.	20	10	28	0	1	0	0	0	0	0	0	0	0	0	0	0	0	0	0	0	0	0	0	0	0	0	0	0	36
Severn. Osetija-Alanija resp.	9	2	4	0	0	0	0	0	0	0	0	0	0	0	0	0	0	0	0	0	0	0	0	0	0	0	0	0	26
Smolenskaja obl.	7	0	0	0	0	0	0	0	0	0	0	0	0	0	0	0	0	0	0	0	0	0	0	0	0	0	0	0	44
Slavopolskij kr.	2	0	2	0	0	0	0	0	0	0	0	0	0	0	0	0	0	0	0	0	0	0	0	0	0	0	0	0	7
Tambovskaja obl.	13	0	0	0	0	0	0	0	0	0	0	0	0	0	0	0	0	0	0	0	0	0	0	0	0	0	0	0	40
Tul'skaja obl.	12	3	1	0	1	0	0	0	0	0	0	0	0	0	0	0	0	0	0	0	0	0	0	0	0	0	0	0	40
Tverskaja obl.	0	0	0	0	0	0	0	0	0	0	0	0	0	0	0	0	0	0	0	0	0	0	0	0	0	0	0	0	10
Vladimirska obl.	1	1	0	0	0	0	0	0	0	0	0	0	0	0	0	0	0	0	0	0	0	0	0	0	0	0	0	0	5
Volgogradskaja obl.	7	1	11	1	0	0	0	0	0	0	0	0	0	0	0	0	0	0	0	0	0	0	0	0	0	0	0	0	24
Voronezskaja obl.	39	20	23	0	3	0	0	0	0	0	0	0	2	0	0	0	0	0	0	0	0	0	0	0	0	0	0	0	125
TOTAL	253	103	118	3	12	14	5	0	12	14	5	0	4	1	7	3	1	0	1	0	0	0	0	0	0	0	0	1130	
PERCENT	22.4%	9.1%	10.4%	0.3%	1.1%	1.2%	0.4%	0.0%	1.1%	1.2%	0.4%	0.0%	0.4%	0.1%	0.6%	0.3%	0.1%	0.0%	0.1%	0.0%	0.0%	0.0%	0.0%	0.0%	0.0%	0.0%	100%		

4.3 TREND TABLES

4.3.1 Comparison of the reporting quarter (I /2003) with the previous quarter (IV /2002)

NAME	Total			Wildlife			Domestic animals			Bats			Human		
	I 2003 (no.)	IV 2002 (no.)	Difference	I 2003 (no.)	IV 2002 (no.)	Difference	I 2003 (no.)	IV 2002 (no.)	Difference	I 2003 (no.)	IV 2002 (no.)	Difference	I 2003 (no.)	IV 2002 (no.)	Difference
ALBANIA	2	1	1	2	1	1	0	0	0	0	0	0	0	0	0
AUSTRIA	0	0	0	0	0	0	0	0	0	0	0	0	0	0	0
BELARUS	380	297	83	290	226	64	90	71	19	0	0	0	0	0	0
BELGIUM	0	0	0	0	0	0	0	0	0	0	0	0	0	0	0
BOSNIA /HERCEGOVINA	31	14	17	26	12	14	5	2	3	0	0	0	0	0	0
BULGARIA	6	3	3	5	3	2	1	0	1	0	0	0	0	0	0
CROATIA	254	194	60	245	185	60	9	9	0	0	0	0	0	0	0
CYPRUS	0	0	0	0	0	0	0	0	0	0	0	0	0	0	0
CZECH REPUBLIC	0	0	0	0	0	0	0	0	0	0	0	0	0	0	0
DENMARK	0	0	0	0	0	0	0	0	0	0	0	0	0	0	0
ESTONIA	238	169	69	213	146	67	25	23	2	0	0	0	0	0	0
FED.REP. OF YUGOSL	77	86	-9	64	73	-9	13	13	0	0	0	0	0	0	0
FINLAND	0	0	0	0	0	0	0	0	0	0	0	0	0	0	0
FRANCE	1	0	1	0	0	0	0	0	0	1	0	1	0	0	0
GERMANY	8	17	-9	8	16	-8	0	0	0	0	1	-1	0	0	0
GREECE	0	0	0	0	0	0	0	0	0	0	0	0	0	0	0
HUNGARY	64	55	9	47	46	1	17	9	8	0	0	0	0	0	0
ICELAND	0	0	0	0	0	0	0	0	0	0	0	0	0	0	0
IRELAND	0	0	0	0	0	0	0	0	0	0	0	0	0	0	0
ITALY	0	0	0	0	0	0	0	0	0	0	0	0	0	0	0
LATVIA	221	177	44	198	141	57	23	36	-13	0	0	0	0	0	0
LITHUANIA	235	346	-111	190	224	-34	45	122	-77	0	0	0	0	0	0
LUXEMBOURG	0	0	0	0	0	0	0	0	0	0	0	0	0	0	0
MACEDONIA	no data														
MOLDOVA	9	11	-2	5	3	2	4	8	-4	0	0	0	0	0	0
NETHERLANDS	1	0	1	0	0	0	0	0	0	1	0	1	0	0	0
NORWAY	0	0	0	0	0	0	0	0	0	0	0	0	0	0	0
POLAND	167	271	-104	149	227	-78	18	43	-25	0	1	-1	0	0	0
PORTUGAL	0	0	0	0	0	0	0	0	0	0	0	0	0	0	0
ROMANIA	13	21	-8	9	15	-6	4	6	-2	0	0	0	0	0	0
RUSSIAN FEDERATION	1130	1088	42	622	502	120	508	583	-75	0	0	0	0	3	-3
SLOVAK REPUBLIC	130	43	87	110	38	72	20	5	15	0	0	0	0	0	0
SLOVENIA	2	9	-7	2	9	-7	0	0	0	0	0	0	0	0	0
SPAIN	0	3	-3	0	0	0	0	3	-3	0	0	0	0	0	0
SWEDEN	0	0	0	0	0	0	0	0	0	0	0	0	0	0	0
SWITZERLAND/LIECHTEN.	0	0	0	0	0	0	0	0	0	0	0	0	0	0	0
TURKEY	40	35	5	6	4	2	34	31	3	0	0	0	0	0	0
UKRAINE	621	661	-40	322	322	0	297	338	-41	0	0	0	2	1	1
UNITED KINGDOM	0	1	-1	0	0	0	0	0	0	0	0	0	0	1	-1
TOTAL	3630	3502	128	2513	2193	320	1113	1302	-189	2	2	0	2	5	-3

Wildlife: excluding bats

I 2003 (no.)/ IV 2002 (no.): number of cases

Difference: no. of cases in I /2003 minus cases in IV /2002

4.3.2 Comparison of the reporting quarter (I /2003) with the same quarter of the previous year (I/ 2002)

NAME	Total			Wildlife			Domestic animals			Bats			Human		
	I 2003 (no.)	I 2002 (no.)	Difference	I 2003 (no.)	I 2002 (no.)	Difference	I 2003 (no.)	I 2002 (no.)	Difference	I 2003 (no.)	I 2002 (no.)	Difference	I 2003 (no.)	I 2002 (no.)	Difference
ALBANIA	2	0	2	2	0	2	0	0	0	0	0	0	0	0	0
AUSTRIA	0	20	-20	0	18	-18	0	2	-2	0	0	0	0	0	0
BELARUS	380	138	242	290	111	179	90	27	63	0	0	0	0	0	0
BELGIUM	0	0	0	0	0	0	0	0	0	0	0	0	0	0	0
BOSNIA /HERCEGOVINA	31	23	8	26	21	5	5	2	3	0	0	0	0	0	0
BULGARIA	6	5	1	5	5	0	1	0	1	0	0	0	0	0	0
CROATIA	254	134	120	245	129	116	9	5	4	0	0	0	0	0	0
CYPRUS	0	0	0	0	0	0	0	0	0	0	0	0	0	0	0
CZECH REPUBLIC	0	1	-1	0	1	-1	0	0	0	0	0	0	0	0	0
DENMARK	0	0	0	0	0	0	0	0	0	0	0	0	0	0	0
ESTONIA	238	71	167	213	64	149	25	7	18	0	0	0	0	0	0
FED.REP. OF YUGOSL	77	60	17	64	52	12	13	8	5	0	0	0	0	0	0
FINLAND	0	0	0	0	0	0	0	0	0	0	0	0	0	0	0
FRANCE	1	0	1	0	0	0	0	0	0	1	0	1	0	0	0
GERMANY	8	16	-8	8	13	-5	0	2	-2	0	1	-1	0	0	0
GREECE	0	0	0	0	0	0	0	0	0	0	0	0	0	0	0
HUNGARY	64	40	24	47	30	17	17	10	7	0	0	0	0	0	0
ICELAND	0	0	0	0	0	0	0	0	0	0	0	0	0	0	0
IRELAND	0	0	0	0	0	0	0	0	0	0	0	0	0	0	0
ITALY	0	0	0	0	0	0	0	0	0	0	0	0	0	0	0
LATVIA	221	133	88	198	110	88	23	23	0	0	0	0	0	0	0
LITHUANIA	235	188	47	190	154	36	45	34	11	0	0	0	0	0	0
LUXEMBOURG	0	0	0	0	0	0	0	0	0	0	0	0	0	0	0
MACEDONIA	no data														
MOLDOVA	9	10	-1	5	6	-1	4	4	0	0	0	0	0	0	0
NETHERLANDS	1	0	1	0	0	0	0	0	0	1	0	1	0	0	0
NORWAY	0	0	0	0	0	0	0	0	0	0	0	0	0	0	0
POLAND	167	470	-303	149	426	-277	18	43	-25	0	1	-1	0	0	0
PORTUGAL	0	0	0	0	0	0	0	0	0	0	0	0	0	0	0
ROMANIA	13	51	-38	9	29	-20	4	22	-18	0	0	0	0	0	0
RUSSIAN FEDERATION	1130	742	388	622	251	371	508	491	17	0	0	0	0	0	0
SLOVAK REPUBLIC	130	36	94	110	30	80	20	6	14	0	0	0	0	0	0
SLOVENIA	2	3	-1	2	3	-1	0	0	0	0	0	0	0	0	0
SPAIN	0	2	-2	0	0	0	0	2	-2	0	0	0	0	0	0
SWEDEN	0	0	0	0	0	0	0	0	0	0	0	0	0	0	0
SWITZERLAND + LIEC.	0	0	0	0	0	0	0	0	0	0	0	0	0	0	0
TURKEY	40	66	-26	6	9	-3	34	57	-23	0	0	0	0	0	0
UKRAINE	621	340	281	322	145	177	297	195	102	0	0	0	2	0	2
UNITED KINGDOM	0	0	0	0	0	0	0	0	0	0	0	0	0	0	0
TOTAL	3630	2549	1081	2513	1607	906	1113	940	173	2	2	0	2	0	2

Wildlife: excluding bats

I 2003 (no.)/ I 2002 (no.): number of cases

Difference: no. of cases in I/2003 minus cases in I/2002

5. LIST OF CONTRIBUTORS

ALB Albania

Ass.Prof. Dr. Dragush Mati
Ministry of Agriculture and Food
Directorate of Veterinary Service
Tirana /Albania
Tel. +355 4 222 539
Fax +355 4 222 539
e-mail vetdirector@albaniaonline.com

Prof. Dr. Kristaq Berxholi, Director
Institute of Veterinary Research „Bilal Golemi“
Tirana /Albania
Tel. +355 4 372 912
Fax +355 4 372 912
e-mail instvet@icc.al.eu.org

AUT Austria

Prof. Dr. Peter Weber, CVO
Bundesministerium für soziale Sicherheit
und Generationen
Abt. IX/A/4
Radetzkystraße 2
A-1031 Wien
Tel. +43-1-7 11 00
Fax +43-1-7 10 41 51

BLR Belarus

Dr. A.M. Axenov
Head of the Central Board of Veterinary Medicine
Ministry of Agriculture and Food
Kirova 15
Minsk /Belarus
Tel.: +375-17-227 6623
Fax +375-17-227 42 96/ +375-17-227 57 54
e-mail vetinsp@mshp.minsk.by

BEL Belgium

Dr. L. Lengele, Conseiller Général
Dr. Dechamps
Ministère des Classes Moyennes et de l'Agriculture
Administration de la Santé animale et de la
Qualité des produits animaux (DG5)
Services vétérinaires
WTC III - Boulevard Simon Bolivar 30
5ème étage
B-1000 Bruxelles/Belgique
Tel. +32-2-208 36 48
Fax +32-2-208 36 12

Responsible expert:

Dr. F. Costy
Institut Pasteur de Bruxelles
Rue Engeland, 642
B-1180 Bruxelles
Tel. +32-2-373 31 11
Fax +32-2-373 31 74

BIH Bosnia and Herzegovina

Dr. Sc. Drago N. Nedic
Ministry Agriculture, Forestry and
Water Management
Milosa Obilica 51
76300 Bijeljina, Republika Srpska
Bosnia and Herzegovina
Tel. ++387-55-401 812, 211 506, 403 508
Fax ++387-55-403 508, 472 353
e-mail nedicd@rstel.net nedicd@vetservice.org
Internet www.vetservice.org

Dr. Ramiz Velic
Department of Infectious Diseases
Veterinary Faculty Sarajevo
Zmaja od Bosne 90
Sarajevo 71000 /Bosnia and Herzegovina
Tel. ++387-61-160 361
e-mail vetzar@bih.net.ba

BUL Bulgaria

Dr. L. Lavchev
Ministry of Agriculture

Dr. Rumen Valtchovski
Nat. Veterinary Research Institute
Tel. +359 9523903
email rvaltchovski@abv.bg

HVR Croatia

Dr. Mate Brstilo
Dr. Danijela Lamer
Ministry of Agriculture, Forestry and Water
Management
State Veterinary Service

Tel.: +385 1 6106662 and 6106701
email dlamer@mps.hr

CYP Cyprus

Dr. P. Economides, CVO
Director of Veterinary Services
Ministry of Agriculture, Natural Resources
and Environment - Veterinary Services -
1417 Nicosia /Cyprus
Tel. +357-2-80 52 0
Fax +357-2-33 28 03
e-mail vet.services@cytanet.com.cy

CZH Czech Republic

MVDr. Josef Vitásek
State Veterinary Administration CR
Tešnov 17
CZ-117 05 Prague 1 /Czech Republic
Tel. +420-2-2181 2768
Fax +420-2-2231 2923
e-mail j.vitasek@svs.aquasoft.cz

Responsible expert:

MVDr Oldrich Matouch, Csc
National Reference Laboratory for Rabies
State Veterinary Institute
U Sila 1139
CZ-46311 Liberec 30 /Czech Republic
Tel. +420-48-2751 578
Fax +420-48-2751 569
e-mail matouch@volny.cz
Internet <http://svs.aquasoft.cz>

DNK Denmark

Dr. Preben Willeberg, CVO
Dr. Tina Mørk
Ministeriet for Fødevarer, Landbrug og Fiskeri
Danish Veterinary and Food Administration
Tel. +45 33956000
e-mail Tina Mørk <tm@FDIR.DK>

EST Estonia

Dr. Matti Nautras, CVO
Head of Animal Health Department
Veterinary and Food Broad of Estonia
Väike-Paala-Street 3
11415 Tallinn /Estonia
Tel. +372-605 1732
Fax +372-638 0210
e-mail nautras@vet.agri.ee

Responsible expert:

Dr. Külli Must
Head of Department
Veterinary and Food Laboratory
Kreutzwaldi 30
51006 Tartu /Estonia
Tel. +372-742 1246
Fax +372-742 1730
e-mail kylli@vetlab.ee

FIN Finland

Dr. Jaana Husu-Kallio, CVO
Dr. Nina Sarén
Ministry of Agriculture and
Forestry

FRA France

Dr. Florence Cliquet
Agence Francaise de Securite Sanitaire des
Aliments (afssa) - Site de Nancy
Domaine de Pixérécourt
Boite Postale 9
F-54220 Malzéville /Republique Francaise
Tel. +33-3-83.29.89.50
Fax +33-3-83.29.89.59
e-mail f.cliquet@nancy.afssa.fr
Internet www.afssa.fr

DEU Germany

Dr. Karin Schwabenbauer, CVO
Fed. Ministry of Consumer Protection, Food and
Agriculture
PF 14 02 70, D-53103 Bonn, Germany
Tel. +49 228 529 41 57
Fax +49 228 529 35 53
e-mail: poststelle@bmvel.bund.de

Responsible experts:

Dr. Matthias Kramer
Dr. Thomas Müller
Dr. Carsten J. Pötzsch
Fed. Research Centre for Virus Diseases of
Animals
WHO Collaborating Centre for Rabies Surveillance
and Research, Wusterhausen, Seestr. 55
D-16868 Wusterhausen /Germany
Tel. +49-33979-80 0
Fax +49-33979-80 200 and 222
e-mail who-rabies@wus.bfav.de
Internet www.bfav.de

GRC Greece

Dr. B. Stylos
Ministry of Agriculture

HUN Hungary

Dr. Tibor Balint
Dr. Zsolt Földi
Ministry of Agriculture and Regional Development
Animal Health and Food Control Department
H-1860 Budapest 55. Pf. 1
Tel. +36-1 3014329 and 332 7986
Fax +36-1 301 4669
e-mail foldiz@oai.hu

ISL Iceland

Dr. Halldor Runolfsson
Chief Veterinary Officer
Ministry of Agriculture, Veterinary Services
Solvholsgata 7
150 Reykjavik /Iceland
Tel. +354-560 9750
Fax +354-552 1160
e-mail halldor.runolfsson@lan.stjr.is

IRE Ireland

Dr. J. Melville
Superintending Veterinary Inspector
Department of Agriculture, Food and Forestry
Agriculture House
Dublin 2/Ireland
Tel. +353-1-607 2981
Fax +353-1-661 2440

Responsible expert:

Dr. Patrick Corkery MVB, Ph.D.
Veterinary Liaison Officer
Floor 3C, Department of Agriculture,
Food and Rural Development,
Kildare Street
Dublin 2/Ireland
Tel. +353-1-607 2981
Fax +353-1-607 2989
e-mail Paul.Corkery@daff-irlgov.ie
Internet www.irlgov.ie/daff

ITA Italy

Dr. Franco Mutinelli
Istituto Zooprofilattico
Sperimentale delle Venezie
Via Romea, 14/A
I-35020 Legnaro (PD) /Italy
Tel. +39-049-80 84 259
Fax +39-049-80 84 258
e-mail fmutinelli@izsvenezie.it

LVA Latvia

Dr. V. Veldre
Dr. E. Jegers
Food and Veterinary Service
Animal Health Division
Republikas laukums 2
Riga, LV-1010, Latvija
Tel. +371 709 52 30
Fax +371 732 27 27
e-mail vvd@vvd.vita.gov.lv

LTU Lithuania

Dr. K. Lukauskas
Dr. A. Dranseika
State Veterinary Service

LUX Luxembourg

Dr. Arthur Besch, CVO
Inspection Vétérinaire
Grand-Duché de Luxembourg
Administration des Services vétérinaires
93, rue d'Anvers
Boîte postale 1403
L-1014 Luxembourg
Tel. +352-478 2539
Fax +352-407 545
e-mail Arthur.Besch@asv.etat.lu

MDA Moldova

Dr. V. Bahau, Dr. A. Ganea
Dr. V. Kilary
Ministry of Agriculture

NED Netherlands

Dr. F.H. Pluimers
Ministry of Agriculture, Nature Environment and
Fisheries
Bezuidenhoutseweg 73 - P.O. Box 20401
NL-2500 EK's-Gravenhage /Netherlands

Dr. Monique Aalten
Inspectorate for Health Protection, Commodities
and
Veterinary Public Health, Regional Inspectorate
East
De Stoven 22
NL-7206 AX Zutphen /Netherlands
Tel. +31-575-58 8 100
Fax +31-575-588 8 200
e-mail Monique.Aalten@kvw.nl

Responsible expert:

Dr. R.A.A. van Oosterom
Inspectorate for Health Protection
Commodities and Veterinary Public Health
P.O. Box 16108
NL-2500 BC The Hague /Netherlands

NOR Norway

Dr. Eivind Liven
Norwegian Animal Health Authority, Central Unit
Ullevaalsvn. 68, P.O. Box 8147 Dep., N-0033 Oslo
Tel. +47 23 21 65 00
Fax +47 23 21 65 01

POL Poland

Dr. Piotr Kolodziej, CVO
Chief Veterinary Officer of the Polish
Veterinary Inspection
30, Wspólna Street
00-930 Warsaw /Poland
Tel. +48-22-6231408 or 6288511
Fax +48-22-6231408 or 6288511
e-mail wet@minrol.gov.pl

Dr. Jan F. Zmudzinski
State Veterinary Institute
National Rabies Reference Centre
Department of Virology
Al. Partyzantów 57
24-100 Pulawy, Poland
Tel. +48-81-88630

PRT Portugal

Dr.C.A.M.de Andrade
Fontes
Direcção-Geral da Pecuária

ROU Romania

Dr. Viorel Andronie, General Director
Ministry of Agriculture, Food and Forestry
National Sanitary Veterinary Agency
Bd. Carol I, nr. 24, sector 3
Bucuresti, cod 70.033 /Romania
Tel. +40-21-315.78.75
Fax +40-21-312.49.67
e-mail romeo.manea@maa.ro
ansv.disb@maa.ro

Responsible experts:

Dr. Romeo Manea - Expert -
National Sanitary Veterinary Agency

Dr. Cristina Tudoran
Chief of Section Pathology of Wildlife Animals
and Pets
Institute for Diagnosis and Animal Health

RUS Russian Federation

(European part only)
Prof. V.A. Vedernikov
WHO Coll. Centre on Prev. and Control of Zoonosis
The Kovalenko All-Union
Inst. of Exper. Veterinary Medicine, Moscow
Dr. V.V. Seliverstov
Veterinary Dept., Moscow
Prof. B.L. Cherkasskiy
WHO Collaborating Centre on Zoonosis, Moscow
Central Research Institute of Epidemiology,
Ministry of Public Health, Moscow

SVK Slovak Republic

Prof. Dusan Magic, CVO
Roman Matejcek, DVM
State Veterinary Administration of the Slovak
Republic
Botanická No 17
842 13 Bratislava /Slovak Republic
Tel. +421-2-60 257 227
Fax +421-2-65 411 159
e-mail welfare@svssr.sk

Responsible expert:

Miroslav Mojziš, DVM
Štátny veterinárny ústav Zvolen
Pod Dráhami No. 918
960 86 Zvolen /Slovak Republic

SVN Slovenia

Dr. Zoran Kovac, CVO
Ministry of Agriculture, Forestry and Food
Veterinary Administration of the Republic of
Slovenia
Parmova 53
1000 Ljubljana /Slovenia
Tel. +386-1-300 13 00
Fax +386-1-436 32 14
e-mail zoran.kovac.@gov.si
Internet www.sigov.si/vurs

Responsible expert:

Dr. Peter Hostnik
Veterinary faculty -

Virological laboratory

Gerbiceva 60
1000 Ljubljana /Slovenia
Tel. +386-1-477 91 00
Fax +386-1-283 22 43
e-mail HostniPe@mail.vf.uni-lj.si

ESP Spain

Ilmo. Sr. D. Pedro Angel García González
Subdirector General de Sanidad Exterior
Tel. +34-91-596 20 38
Fax +34-91-596 20 47
e-mail pgarciag@msc.es

Sr. D. Carlos Abellán García
Jefe de Servicio de Veterinaria Oficial
Tel. +34-91-596 19 34
Fax +34-91-596 20 47
e-mail cabellan@msc.es

Ministerio de Sanidad y Consumo
Dirección General de Salud Pública
Subdirección General de Sanidad Exterior
C/Paseo del Prado, 18-20
E-28071 Madrid

Responsible expert - Diagnóstico:

Sr. D. Juan E. Echevarria Mayo
Servicio de Microbiología Diagnóstica
Centro Nacional de Microbiología
Instituto de Salud Carlos III
Ministerio de Sanidad y Consumo
Ctra. Majadahonda - Pozuelo Km. 2
E-28220 Majadahonda /Madrid

Epidemiología:

Sra. D^a Luisa Pilar Sánchez Serrano
Centro Nacional de Epidemiología
Instituto de Salud Carlos III
Ministerio de Sanidad y Consumo
C/ Sinesio Delgado, 6
E-28029 Madrid
Tel. +34-91-387 78 02
Fax +34-91-387 78 16
e-mail lsanchez@isciii.es

Dr. Ignacio Sanchez Esteban
Subdirector General de Sanidad Veterinaria
MAPA
Ministerio de Agricultura, Pesca y Alimentacion
Madrid /Spain
Tel. +34-91-347 82 95
Fax +34-91-347 82 99
e-mail isanchez@mapya.es
Internet www.mapya.es

Responsible expert:

D. Fulgencio Garrido Abellan
Tel. +34-958-44 03 75
Fax +34-958-44 12 00
e-mail fgarrido@moebius.es

Dña. Teresa Rodríguez-Trenchs
Tel. +34-91-347 83 46
Fax +34-91-347 82 99
e-mail trodrigu@mapya.es

SWE Sweden

Dr. Leif Denneberg
National Board of Agriculture
Department for Animal Production and Health
SE-551 82 Jönköping /Sweden
Tel. +46-36-15 50 00
Fax +46-36-30 81 82
e-mail leif.denneberg@sjv.se

Responsible expert:

Professor Anders Engvall
National Veterinary Institute
SE-751 89 Uppsala
Tel. +46-18-67 40 00
Fax +46-18-67 44 45
e-mail anders.engvall@sva.se

CHE Switzerland

PD Reto Zanoni
Dr. Urs Breitenmoser
University of Bern - Swiss Rabies Centre
Institute of Veterinary Virology
Länggass Str. 122
CH-3012 Bern /Switzerland
Tel. +41-31-631 23 78
Fax +41-31-631 25 34
e-mail zanoni@ivv.unibe.ch
e-mail breitenmoser@ivv.unibe.ch
Internet www.cx.unibe.ch/ivv

TUR Turkey

Dr. Musa Arik
Head of Animal Health Department
Ministry of Agriculture and Rural Affairs
General Directorate of Protection and Control
Esat cad. No. 3
06100 Bakanliklar, Ankara /Turkey
Tel. +90-312-41 82 436
Fax +90-312-41 78 209
e-mail musaa@kkgm.gov.tr

Responsible expert:

Dr. Orhan Aylan, Chief of Rabies Laboratory
Etilik Central Veterinary Control and Research
Institute
06020 Etilik, Ankara /Turkey
Tel. +90-312-32 60 090 / 154
Fax +90-312-32 11 755

UKR Ukraine

Dr. P. Verbytskyi
Ministry of Agrarian Policy
State Department of Veterinary Medicine
Khreshchatik 24
01001 Kiev /Ukraine
Tel. +7-044-229 12 70
Fax +7-044-229 85 45
e-mail uzpr@minapk.kiev.ua

Dr. Liudmyla Grishok
Institute of Veterinary Medicine
Head of Laboratory for Rabies
Donetskaja Street 30
Kiev-151 /Ukraine
Tel. +380-44-243 72 38
Fax +380-44-242-69-81
e-mail ivm-kiev@akcecc.kiev.ua

UNK United Kingdom

Dr. J.M. Scudamore, CVO
Dr. F. Landeg
Dr. Anna Guitton
Department for Environment, Food and Rural
Affairs
Room 205a, 1A Page Street
London, SW1P 4PQ
Tel. +44-20-7904 6069
Fax +44-20-7904 6913
e-mail fred.Landeg@defra.gsi.gov.uk

Responsible expert:

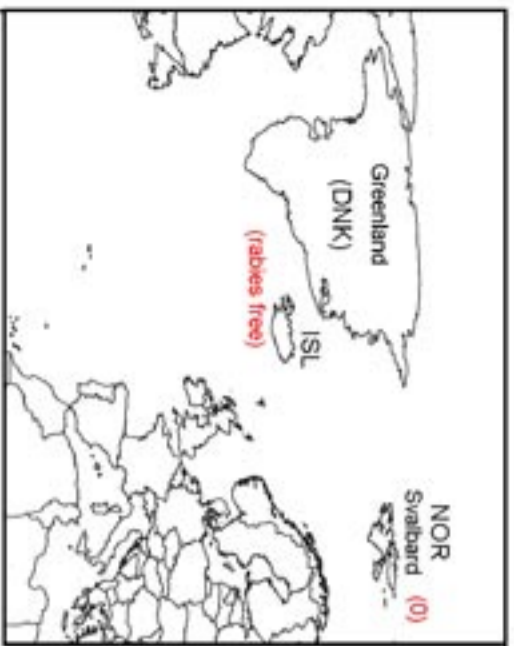
Dr. Anthony R. Fooks
Rabies Research and Diagnostic Group, WHO
Collaborating Centre, Department of Virology,
Veterinary Laboratories Agency (Weybridge), New
Haw, Addlestone, Surrey, KT15 3NB, UK
Tel: +44 1932-357840
Fax +44 1932-357239
e-mail: t.fooks@vla.defra.gsi.gov.uk

YUG Yugoslavia

Dr.Zivko Davidovic
Fed. Committee Agriculture

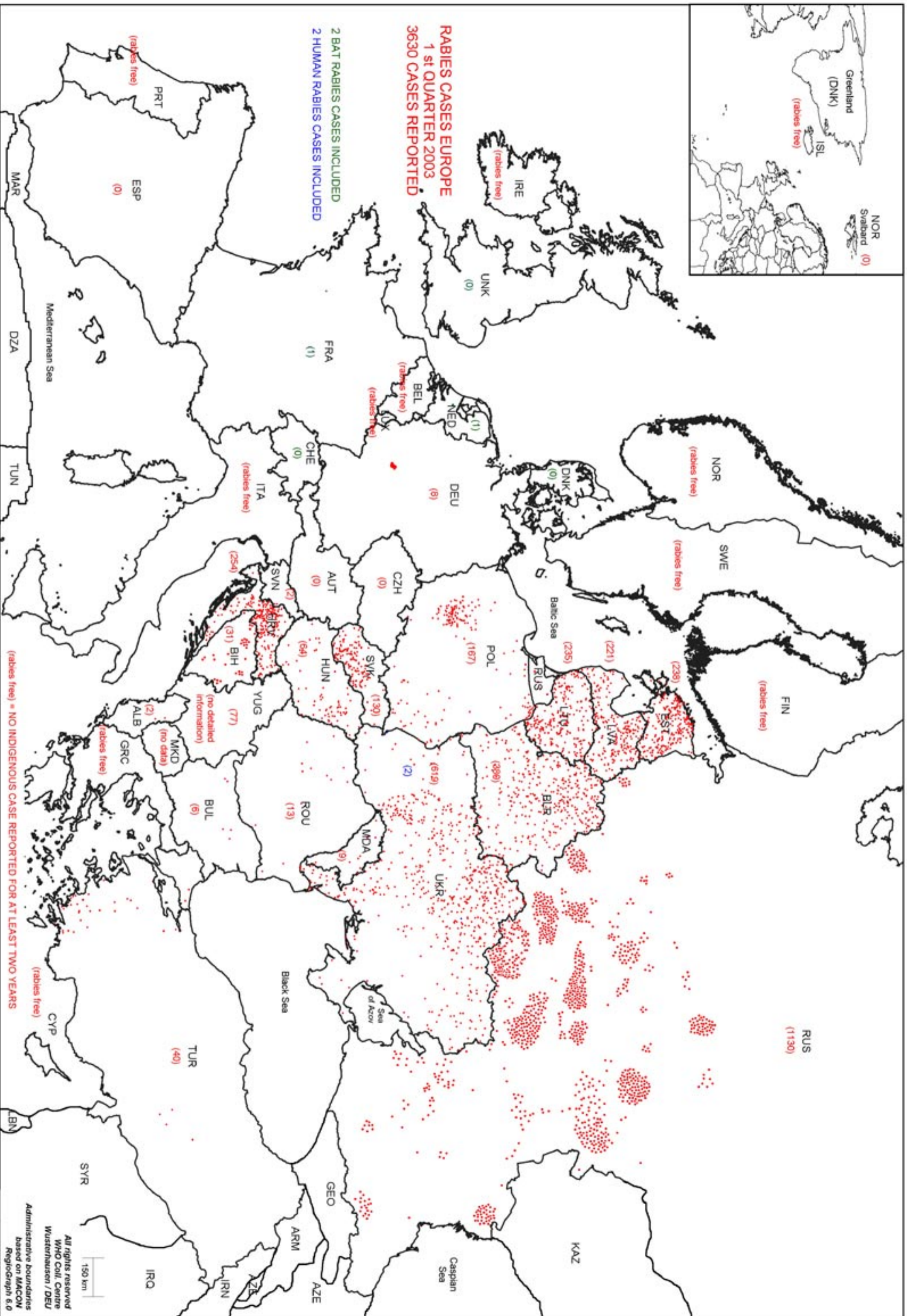
Jelena Desnica, MD (Director)
Nenad Muskinja, MD (Epidemiology, Rabies
prevention)
Uros Ungurovic, VMD (Rabies diagnostics)
Pasteur Institute, Novi Sad
Hajduk Veljkova 1 / P.O. Box 208
21000 Novi Sad /Yugoslavia
Tel. +381-21-611-003, 420-528
Fax +381-21-611-003, 420-528
e-mail pasteuri@eunet.yu

Please inform the editor of changes of
contact details!



RABIES CASES EUROPE
1st QUARTER 2003
3630 CASES REPORTED

2 BAT RABIES CASES INCLUDED
2 HUMAN RABIES CASES INCLUDED



(rabies free) = NO INDIGENOUS CASE REPORTED FOR AT LEAST TWO YEARS